OUTCOME BUDGET 2017-18

DEPARTMENT OF AGRICULTURE
AND FARMERS' EMPOWERMENT
GOVERNMENT OF ODISHA

Odisha Investor Summit
Session on
Opportunities in Agriculture and Sea Food Processing Sector in Odisha

Odisha Investor Summit
Session on
Opportunities in Agriculture and Sea Food Processing

କୃଷି ଓଡ଼ିଶା

କୃଷି ଓଡ଼ିଶା

OUTCOME BUDGET

2017-18

Department of Agriculture & Farmers' Empowerment
Government of Odisha

CONTENTS

Sl. No.	Subject	Page No.
1.	Executive Summery	1
2.	Chapter-I : Introduction	5
3.	Chapter-II : Outcome Budget 2017-18	34
4.	Chapter-III : Reform Measures and Policy Initiatives	87
5.	Chapter-IV : Past Performance	90
6.	Chapter-V : Financial Review	100
7.	Chapter-VI : Gender and SC / ST Budgeting	101

Executive Summary

The "Outcome Budget" of the Department of Agriculture & Farmers' Empowerment is an attempt to convert the "outlays" into "outcomes" by planning the expenditure, fixing appropriate monitorable targets and quantifying the deliverables. The document also embodies the status of ongoing and new schemes implemented through the Department. In order to empowering farmers of the State, Government has changed the nomenclature from Department of Agriculture to "Department of Agriculture & Farmers' Empowerment" for the interest of the farmers.

The outcome Budget of 2017-18 broadly consists of the following chapters:

Chapter-I **Introduction:** Brief introduction about the structure and the functions of the Department, organizational setup, planning and policy framework, important schemes / programme implemented by the Department, monitoring and evaluation mechanism, fund flow mechanism etc.

Chapter-II **Outcome Budget, 2017-18:** Contains a tabular format, indicating the details of financial outlays, projected physical outputs & projected outcomes for 2017-18 under Plan & Non-Plan Schemes.

Chapter-III **Reform Measures & Policy Initiatives:** Details of reform measures and policy initiatives taken by the Department, new schemes, change in internal process of the Department in relation to administration of the scheme, bench marking of services delivery & service costing.

Chapter-IV **Past Performance:** Achievement in execution of the schemes in terms of the financial and physical target set in the outcome budget.

Chapter-V **Financial Review:** Contains financial review covering Actual of 2015-16, BE of 2016-17, RE of 2016-17, BE of 2017-18

Chapter-VI **Gender & SC Components:** Financial Outlay and projected outlays of the schemes benefiting women and ST&SC population.

Implementation Monitoring & Evaluation Mechanism

Odisha is predominantly an agrarian state with majority of its population depending directly or indirectly on agriculture for their livelihood. So the development of the State is mainly dependent upon the growth in Agriculture Sector. The Department of Agriculture and Farmers' Empowerment is committed to usher in a sustainable and inclusive growth in Agriculture and emphasizes on timely and proper implementation of various developmental interventions under different programme with the prime objective of economic wellbeing of the farmers as well as providing food and nutritional security for the people of Odisha. The Department places special emphasis on monitoring and evaluation of programme being implemented in the State, for which, a comprehensive multilevel system of monitoring and evaluation has been evolved. In order to empower the farmers of the State, Government have changed the nomenclature from Department of Agriculture to "Department of Agriculture & Farmers' Empowerment" for the interest of the farmers.

1. **Data Compilation & Transmission**: The data / information in form of progress particulars based on field reports, indicating financial and physical progress are sent by the Directorates and other implementing Agencies to the Department on monthly / quarterly / annual basis. Timeline has been spelt out for submission of the Statement of Expenditure, Utilization Certificates, Audited Accounts and other requisite reports prior to release of subsequent installments. These reports in turn are sent to the respective wing of the Ministry of Agriculture & Farmers Welfare, Government of India.

2. There is an inbuilt monitoring mechanism in the guidelines of each scheme of the Department so as to ensure that the objectives of the schemes are achieved by their implementation.

3. **Review meetings**: Schemes under Plan and Non-Plan are monitored through periodical progress report received from the Directorate and Implementing Agencies, indicating financial and physical progress thereof.

The State level review meetings are held regularly under the Chairmanship of Principal Secretary to assess the progress made in different fronts. That apart, progress of projects / programme is also reviewed from time to time by Hon'ble Chief Minister, Odisha, Hon'ble Minister, Agriculture, Chief Secretary, Agriculture Production Commissioner and other Senior Officers of the State and Central Government.

Special Review meeting are held regularly for flagship programme like Rashtriya Krishi Vikas Yojana (RKVY), National Food Security Mission (NFSM), National Mission for Sustainable Agriculture (NMSA), National Mission on Agricultural Extension and Technology (NMAET), National Mission on Oilseeds and Oil Palm (NMOOP), National Horticulture Mission (NHM), Prime Minister Krishi Sinchayee Yojana (PMKSY), Paramparagat Krishi Vikas Yojana (PKVY), Integrated Watershed Development Programme (IWMP) etc.

Video Conferencing facilities are utilized on a regular basis for review and monitoring of the programme from time to time.

4. **Field Visits**: Field visits are undertaken at every level to ensure timely and effective implementation of various schemes and to administer necessary corrective measures.

5. The Department of Agriculture and Farmers' Empowerment is using information and Communication Technology (ICT) for improving efficiency in office procedures, information delivery mechanism and transparency in the system.

6. **Evaluation**: Concurrent Evaluation Studies are taken up for the important Flagship programme through reputed Research Institutions.

Public Information System

i) Creating awareness about the programme of the Department

» Annual Activity report containing physical and financial achievement of schemes of the Department is being published every year indicating Departmental activities and programme for information of the public and People's representatives.

» Krishi Samabad is being published for wide publicity of programme, technology packages and policy initiatives among the farmers, for better involvement.

» ATMA samachar, a bimonthly magazine on the activities is being published by each ATMA at district level and circulated widely for keeping the farming community informed.

» Agriculture Information Wing of the Department caters to the information needs of all information seekers.

» TV and Radio programme aimed at development in these sectors are regularly aired for information dissemination.

ii) Ensuring transparency in the implementation of the programme at the field level

» By organizing Krushak Diwas Farmers' Awareness Campaigns are being taken up through organizing Krushak Sampark Melas at block level, District Mahostavs, State Level Agricultural Fairs and other mass media programme to ensure transparency in course of the implementation of the programme.

» The Government programme and schemes are hoisted in the Government websites. Besides the Department facilitates like e-tendering.

» Field visit by Nodal Officers are conducted to ensure proper implementation of progammes and schemes.

iii) Encourage participation of the people in the development process

» The farmers are being organized to participate starting from the planning process to the implementation of programme in their area, Grama Krushak Manchs are being formed to carry forward the developmental initiatives to the people. Self Help Groups / Commodity Interest Groups etc are being formed to take advantage of the economies of scale.

» The Village Agriculture Plans are being prepared and aggregated to form the Block Agriculture Plans which are congregated to form the District Agricultural Plans and subsequently the State Agriculture Plan. The peoples representatives in Panchayati Raj System actively participate in the process along with the farmers.

» Agriculture Extension in its process works through peoples' participation and employing a part their resources, land, labour, water, capital etc.

iv) Promoting the concept of social audit and accountability

» Social audit and accountability are ensured by active participation of the farming community in implementation of the schemes and programme.

» Implementation of the schemes following the Guidelines ensures accountability.

» The beneficiary selection and implementation processes are all approved in the Panchayati Raj Institutions starting from Village / GP level and thus people and their representatives are informed of the various programme well ahead ensuring transparency and social responsibility at large.

Chapter-I

Introduction

Function

The Department of Agriculture and Farmers' Empowerment has the mandate to plan, develop, utilize and manage State's resources efficiently and effectively for fostering a developing / developed environment for the farm and the farm-entrepreneur with the objective to enhance farm income and ensure food security to all. To achieve this objective, the Department formulates Agriculture Policies & Plans and undertakes implementation & monitoring of agriculture projects.

The subject assigned to the Department as per the Odisha Government Rules of Business are as mentioned below:

1. Administration of Agriculture including research institutes, experimental demonstration and other farms, introduction of improved method, provision for agricultural education, protection against destruction by insects and prevention of plant diseases.
2. Control of all Officers serving in Agriculture Department.
3. Administrative charge of buildings occupied by Agriculture Department, other than residences in New Capital and at Puri.
4. Grant of rent-free quarters to Officers under control of the Department.
5. Soil Conservation.
6. Drought Prone Area Programme.
7. Odisha University of Agriculture and Technology.
8. Horticulture.
9. The Odisha Agro Industries Corporation.

10 The Odisha State Seeds Corporation.

11. The Odisha State Cashew Development Corporation.

12 Procurement, distribution and quality control of Agriculture inputs.

13 The Seed and Organic Products Certification Agency.

14. The Odisha State Oilseeds Growers' Federation.

15. Planning and Implementation of Land and Water Management through the State Land Use Board.

16. Implementation of National Waste Land Development Board Schemes on Waste Land Development in non-forest land.

Organisation:

The Department is headed by the Principal Secretary. The functions of the Department are carried out through following organizations/wings & public sector undertakings.

» Directorate of Agriculture and Food Production (DA&FP), Odisha.

» Directorate of Horticulture (DoH).

» Directorate of Soil Conservation and Watershed Development (DoSC&WD).

» Odisha University of Agriculture & Technology (OUAT)

» Odisha State Seeds Corporation (OSSC) Ltd.

» Odisha State Seed and Organic Products Certification Agency (OSSOPCA).

» Agricultural Promotion and Investment Corporation of Odisha Ltd. (APICOL).

» Odisha Agro Industries Corporation (OAIC) Ltd.

» Odisha State Cashew Development Corporation (OSCDC) Ltd.

» Institute on Management of Agricultural Extension (IMAGE).

» The Odisha State Oilseeds Growers' Federation (Oil Odisha).

ORGANIZATION SETUP OF
DEPARTMENT OF AGRICULTURE & FARMERS' EMPOWERMENT

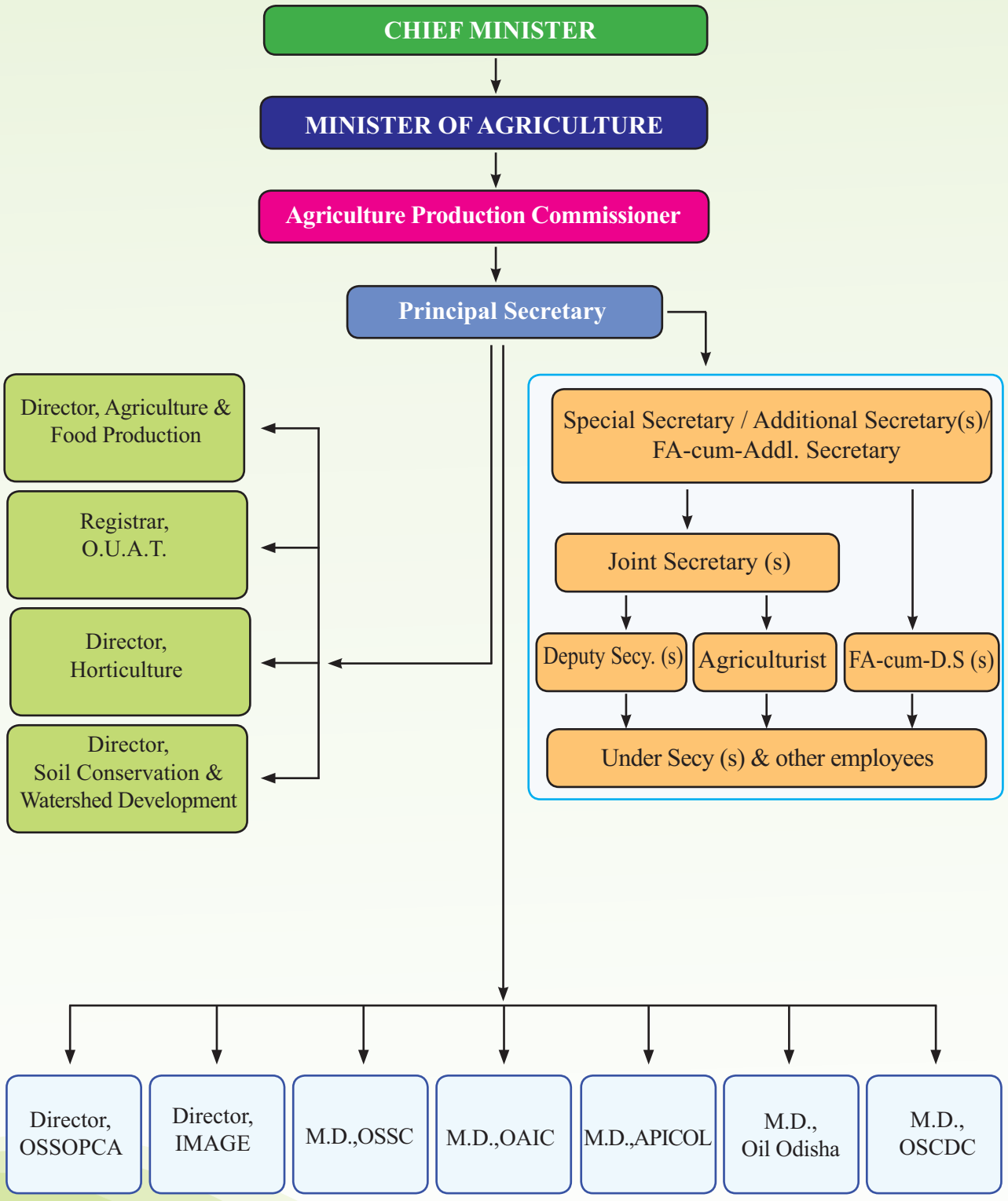

FOODGRAINS PRODUCTION (Lakh MTs)

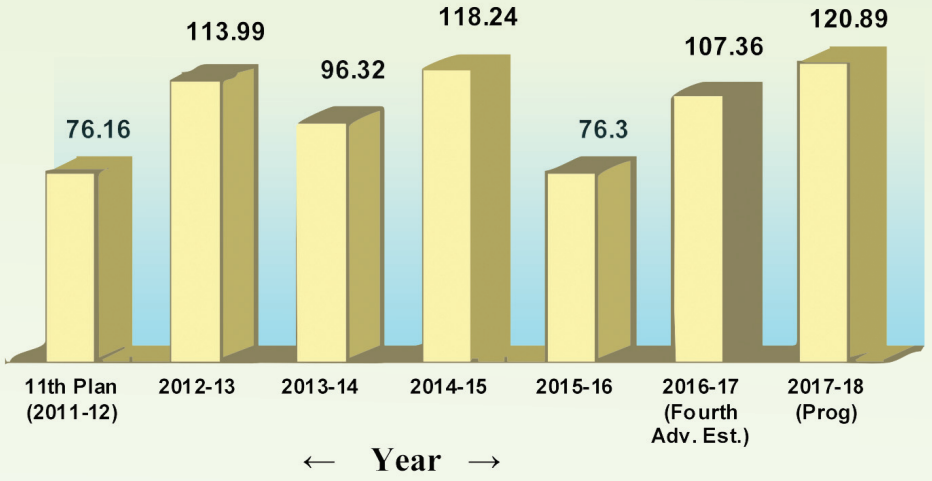

Interventions targeted at are:-

» **Enhancement of seed replacement rate** through production programme under seed village scheme and Seed Exchange Programme. Besides, the seed subsidy will continue to be transferred directly to the farmer's account under DBT.

SEEDS DISTRIBUTION (in lakh quintals)

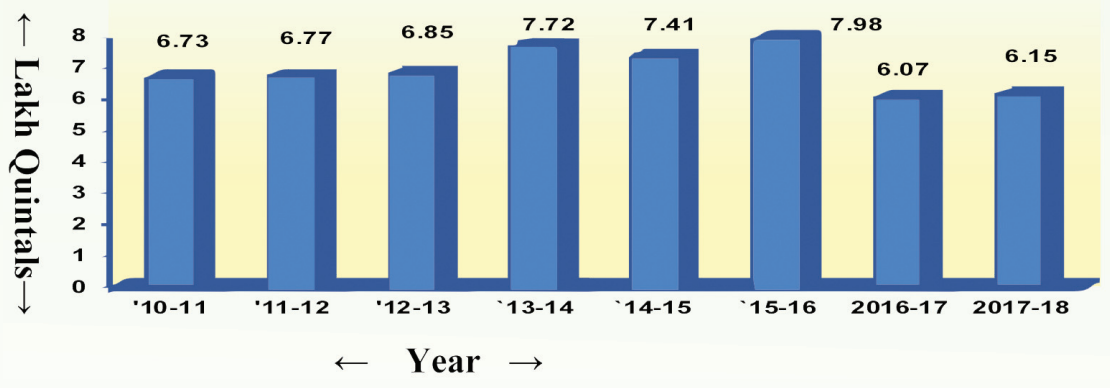

» **Exploitation of ground and surface water** potential though establishment of captive irrigation facilities; Shallow Tube Wells, Dug wells, River Lift Irrigation Points and Deep Bore wells. Besides, Cluster Shallow Tube Wells and Cluster Micro River Lifts will

also be promoted. Pressurised irrigation systems like sprinkler irrigation would be popularized with a view to increase water use efficiency.

» Creation of soil testing facilities for issuing around 23.5 lakh soil health cards *per annum* and maintenance of soil health by judicious fertilizer application based on the soil test results coupled with Integrated Nutrient Management.

» Massive Farm mechanization through enhanced subsidy rates with a view to reduce cost, drudgery of labour and take up timely agricultural operations.

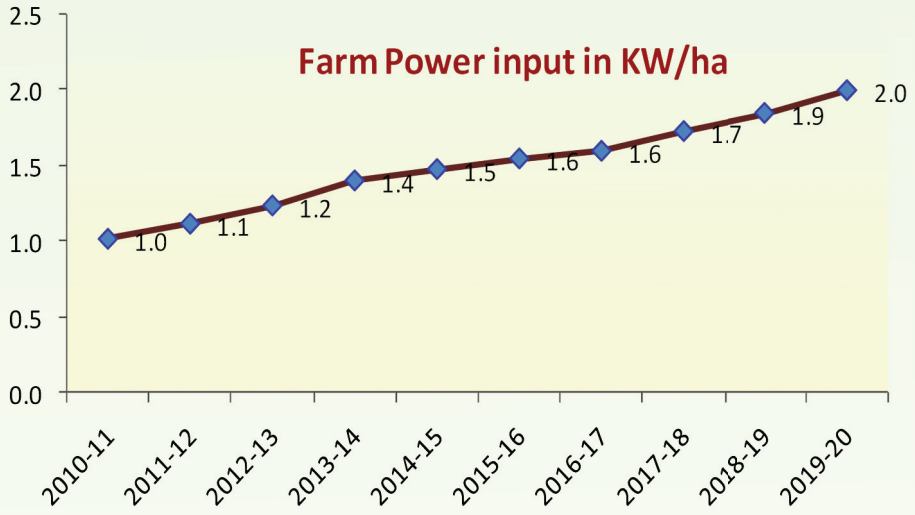

» Crop substitution from highland paddy to more remunerative crops.

» Promotion of organic farming, especially in the districts of low fertilizer consumption, and popularizing Integrated Farming systems for assured and sustainable returns.

» Strengthening of Agriculture extension for effective transfer of technologies and delivering a range of services needed by the farmers.

» Promoting better post harvest technology and Management practices to arrest post harvest losses.

» Encouraging Agri- entrepreneurship for value addition and better returns.

» Achieving food security for the people through enhancing productivity by implementing various Schemes under the ambit of National Food Security Mission, well supplemented by various other schemes under implementation.

» Crop diversification from paddy to more remunerative non-paddy crops viz.: Pulses, Oilseeds, Maize, Sugarcane, Cotton, Vegetables and other Horticultural crops.

» Streamlining of agriculture extension for facilitating improved agricultural practices, use of quality inputs such as seeds and quality planting materials, popularization of agriculture mechanization, adoption of improved technologies and supporting this through National Mission on Agriculture Extension and Technology (NMAET) by providing wide range of services needed by the farmers.

» Increasing water use efficiency through large scale popularization of micro-irrigation systems through National Mission on Sustainable Agriculture (NMSA).

» Special emphasis has been given on to increase the production and productivity of various crops like rice, pulses, oilseeds, coarse cereals, commercial crops through implementation of various centrally sponsored schemes such as NFSM (Rice), NFSM (Pulses), NFSM (Coarse Cereals), NFSM (Commercial Crops), National Mission on Oilseed and Oil Palm (NMOOP) etc.

» More emphasis is exerted on development of agriculture and allied sectors through the scheme RKVY.

Different programme are under way for development in agriculture sector. The excerpts of some of those schemes and the progress thereof are as follow.

SCHEMES / Programme

PLAN SCHEMES AND OUTLAYS FOR 2017-18

The outlay on different schemes in the Agriculture sector under State Sector Schemes and Centrally Sponsored Plan Schemes are indicated below.

A. STATE SECTOR SCHEMES

The following Plan Schemes will be implemented during the year 2017-18 for which an outlay of ₹ 335909.45 lakh has been provided including State & Central Share of CSP schemes.

AGRICULTURE SECTOR

A. Crop Production Management

A.1. Input Subsidy in seeds, fertilizers, bio-fertilizers etc. (₹5000.00 lakh)

Seed is one of the most important inputs that play a key role in enhancing agricultural productivity. With a view to provide quality seeds to the farmers of the State, State Government has been providing subsidy on distribution of quality seeds to the farmers. State Government has also been providing need based subsidy on other inputs such as seeds, pesticides, bio-fertilizer, etc. A sum of ₹ 5600.00 lakh was provided during 2016-17 for this purpose. A sum of ₹**5000.00 lakh** has been provided for 2017-18 for the purpose.

A.2. Subsidy under State Agriculture Policy (Capital Investment) (₹8273.92 lakh)

For creation of indirect employment opportunities and to provide self- employment among the educated mass, subsidy is being provided for establishment of Commercial agri-Enterprises under State Agriculture Policy -2013. Capital Investment Subsidy @ 40% subject to a maximum limit of ₹ 50.00 lakh (50% limited to 50.00 lakh for SC / ST / Women/ graduates of agriculture and allied sciences) is provided on a back-ended basis for such ventures. During 2016-17, a sum of 5500.00 lakh was provided as Capital Investment Subsidy for establishment of Agro Service Centre and Commercial Agri-Enterprises in the State. A sum of ₹**8273.92 lakh** has been provided for release of subsidy under State Agriculture Policy 2013 for establishment of Commercial Agri –Enterprises / Agro Service Centres during 2017-18.

A.3. Popularization of Agriculture Implements including manual & bullock drawn and diesel pump sets (₹26500.00 lakh)

Agriculture implements / equipments help farmers to take up timely agricultural operation. It also reduces the drudgery in agriculture operations. In order to popularize agriculture implements / equipments, an amount of ₹24199.98 lakh have been utilized as subsidy during 2016-17 for popularization of 154 nos. of tractor, 6296 nos. of power tiller, 444 nos. of reaper, 733 nos. of transplanter, 6885 nos. of rotavator, 1995 nos. of power operated implement, 3739 nos. of specialized power operated implement, 1568 nos. of post-harvest machinery, 20740 nos. of manually operated bullock drawn implement, 496 nos.

of combine harvester, 2500 nos. of power thresher, 8 nos. of laser levellor and 6,680 acres of mechanized line transplanting taken up under the scheme. During 2016-17, it has been programmed to popularise 2000 tractors, 7948 power tillers, 450 reapers, 1014transplanters, 5325 rotavators, 2,551 power threshers, 443 combine harvesters, 3220 power operated implements, 3,451 specialized power operated implements, 1200 post harvest machinery, 512 combines, 16600 pumpsets and 18996 manual / bullock drawn implements, 49 laser levellor and 16000 Ha of mechanized line transplanting among farmers through extending subsidy of ₹**26500.00 lakh**. As a result, farm power consumption is estimated to increase to 2.00 kW / Ha. during 2017-18.

Physical and Financial Achievement under Farm Mechanization in 2016-17

Sl. No.	Machinery / Implements	Physical	Financial Rs. In Lakhs
1	Tractor	171	153.90
2	Power Tiller	7125	5343.75
3	Reaper	444	355.20
4	Transplanter	785	1177.50
5	Power Driven Implement	1976	889.20
6	Spl Pow Driven Implement	4003	2802.10
7	Power Thresher	2500	600.00
8	Combines	551	3306.00
9	Rotavator	7054	5643.20
10	Post-Harvest Machinery	1564	3128.00
11	Laser Leveller	8	24.00
12	M & B.D Implements	20740	1244.40
13	MLTP	6680 ACRE	129.86
14	Custom Hiring Centres	720	3000.00
15	Pumpsets	10293	1543.95
16	Contingent and Administrative Expenses		53.73
	Total		**29394.79**

A.4. Promotion of System of Rice Intensification (SRI) (₹0.01 lakh)

System of Rice Intensification (SRI) is a technology which requires less of inputs such as seeds, water etc. The SRI technology is gaining wide popularity among the farmers of the State since introduction of the scheme from 2009-10. During 2016-17 SRI was taken up in 19,904 hectares with an expenditure of ₹ 997.19 lakh. A token provision of ₹**0.01 lakh** has been provided for the scheme during 2017-18.

A.5. Promotion of Improved Agronomic Package and Practice (₹1000.00 lakh)

In order to demonstrate and popularize improved agronomic packages of practices on various crops among farmers for enhancing production and productivity, the scheme is being implemented in the State since 2011-12. During 2016-17, line sowing and line transplanting were promoted over 1,18,796 hectares and seed treatment over 5.13 lakh Ha. It has been programmed to take up seed treatment campaign in 2.26 lakh hectares, promotion of green manuring & dhanicha seed production over 9469 hectares and line sowing & line transplanting over 34722 lakh Ha. with a provision of **₹1000.00 lakh** under the programme during 2017-18.

A.6. Promotion of Integrated Farming (₹120.00 lakh)

The Scheme is being implemented to demonstrate and popularize Integrated Farming in the State. During 2016-17, integrated farming has taken up in 110 nos. with an expenditure of ₹ 110.00 lakh. A sum of **₹120.00 lakh** has been proposed for 2017-18 to promote 120 nos. of Integrated Farming in the State.

A.7 Promotion of Integrated Farming in Tribal Areas (₹347.69 lakh)

The scheme is being implemented in Malkangir district. The programme intends to realize the sustainable growth potential of agriculture, livestock and fisheries of select 40 Gram Panchayats in Malkangiri. The program aims at enhancing production, income and household level food security within the target Gram Panchayats through agriculture and allied sector activities. For implementation of the scheme a sum of Rs. 250 lakh has been provided during 2016-17. A sum of **₹347.69 lakh** has been provided for the implementation of the scheme in Malkangiri during 2017-18.

A.8. Technology Mission on Sugarcane Development (₹231.31 lakh)

In order to utilize the full crushing capacity of the sugar mills available in the State and to increase the production and productivity of sugarcane crop, various interventions such as Sustainable Sugarcane Initiative, Ratoon management demonstration, Subsidy on weedicides, Assistance on production of sugarcane seedlings, Replacement of sugarcane varieties in non-sugar factory area etc. are being taken up under the scheme Technology Mission on Sugarcane Development since 2011-12. During 2016-17, such interventions are being taken up with the financial involvement of ₹ 300.00 lakh. Similar interventions would continue with a proposed cost of **₹231.31 lakh** during 2017-18.

A.9. Technology Mission on Oilseeds & Pulses (₹0.01 lakh) The Scheme is being implemented from 2013-14. A token provision of ₹0.01 lakh has been proposed for 2017-18 for continuation of the scheme.

A.10. Technology Mission on Jute & Mesta (₹0.01 lakh)

The Scheme is being implemented from 2013-14. A token provision of ₹0.01 lakh has been provided for 2017-18 for continuation of the scheme.

A.11. Management of Acid Soils (₹0.01 lakh)

The scheme is being implemented from 2007-08 to ameliorate of soil in culturable tracts affected with soil acidity. A token provision of ₹0.01 lakh has been proposed for 2017-18 for continuation of the scheme.

A.12. Organic Farming (₹0.02 lakh)

The scheme has been implemented since 2013-14 to encourage organic farming in the State by bearing the cost of certification. Each farmer can register upto 4 Ha of land under organic cultivation free of cost. A token provision of ₹ 0.02 lakh has been provided for 2017-18 continuation of the scheme.

A.13. Operationalization of Soil Testing and Quality Control Laboratories (₹0.01 lakh)

Soil Health and quality of agri-inputs play an important role in crop production. Thus, it was programmed to further consolidate the soil testing and quality enforcement measures through strengthening of built-in facilities under the scheme Operationalization of Soil Testing and Quality Control Laboratories from 2013-14. A token provision of **₹0.01 lakh** has been provided for 2017-18 continuation of the scheme.

A.14. Promotion of need based Plant Protection (₹100.00 lakh)

It is essential to take up plant protection measures to manage the pests and diseases in the crops and to obtain healthy crop. Need based application of plant protections help the farmers in reducing the cost of cultivation and also reduce the environmental and pesticide hazard to the society. The scheme is being implemented in the State from 2014-15. A sum of ₹100.00 lakh has been provided for 2017-18 for taking up need based plant protection measures like seed treatment, pest and disease control measure etc. under the scheme.

A.15. Development of Infrastructure for Post- Harvest Management (₹6738.00 lakh)

It has been revealed that about 35-40% of the agricultural produce are lost due to lack of adequate infrastructure for post -harvest management of these produce. In order to facilitate value addition for better return to the farmers and to develop infrastructure for post-harvest management, the scheme was introduced during 2013-14. During 2016-17, 465 drying platform-cum-community threshing floors have constructed and ₹ 66.02640 lakh has been transferred to Panchayati Raj Department for construction of same. A sum of ₹6738.00 lakh has been proposed for implementation of the scheme during 2017-18 for the purpose.

A.16. Special Programme for promotion of Millets in Tribal Areas (₹1241.00 lakh)

It was a new scheme introduced during 2017-18. The scheme was introduced to implement in 30 selected blocks in 7 districts namely Malkangiri, Koraput, Rayagada, Kalahandi, Nuapada, Kandhamal and Gajapati with the objective to increase household consumption of millets to enhance nutrition security and to create demand for millets; promote millet processing enterprises & establishing market linkages to rural/urban markets; improving productivity of millets crop systems & make them profitable and inclusion of millets in State nutrition programs and public distribution system. A sum of **₹1241.00 lakh** has been provided for implementation of the scheme during 2017-18.

TRAINING AND CAPACITY BUILDING IN AGRICULTURE

A.17. Refresher Training for Extension Functionaries (₹50.00 lakh)

The scheme is being implemented from 2007-08 for capacity building of extension functionaries. During 2016-17, 16 nos. of in-service training programme and 10 nos. of exposure visit to outside the State were conducted with an expenditure of ₹100.00 lakh. An amount of ₹50.00 lakh has been provided for conducting such training programme during 2017-18.

A.18. Intensive Extension Campaign on Agriculture (₹350.0 lakh)

The scheme is being implemented from 2013-14 with the aim of creating awareness among farmers regarding various developmental programme in agriculture sector which provides direct benefit to the farmers. Under the programme, large numbers of awareness

campaign were organized to make the farmers aware about the various programme undertaken by the Department in the State. A sum of ₹ 449.99 lakh has been utilized during 2016-17 for creating awareness among the farmers about the various programme of the Department. It has been proposed to continue such efforts with the proposed cost of ₹350.00 lakh during 2017-18.

A.19. Biju Krushak Kalyan Yojana (BKKY) (₹8811.00 lakh)

To provide health insurance to the farming community, State Government had launched a scheme in the year 2013-14, namely, Biju Krushak Kalyan Yojana (BKKY). Under the scheme, health insurance coverage is being provided for up to 5 members of a farmer's family limited to ₹ 1 lakh per year. During 2016-17, about 57.64 lakh farmer families were covered under the scheme. A sum of ₹8811.00 lakh has been provided to cover 57.64 lakh farmers family under the scheme during 2017-18.

A.20. Jalanidhi (RIDF) (₹16030.00 lakh)

The main hurdle to increase productivity of crops is lack of assured / lifesaving irrigation. Keeping this in view, State Government have been taking soft loan from the NABARD under RIDF for providing subsidy to farmers for digging shallow tube wells / deep bore wells / constructing dug wells on the farmers' field, besides taking recourse to river lift / surface lift wherever feasible. During 2014-15, the installation of the PLIPs are being implemented under Jalanidhi-I and Jalanidhi-II. Jalanidhi–I is for establishment of individual PLIPs and Jalanidhi-II is for cluster shallow tube wells & cluster micro-river lifts. A sum of **₹1550.00** lakh has been utilized for establishment of 822 nos. of shallow tube wells, 7341 nos. of bore wells and 918 nos. of dug wells under Jalanidhi–I & 3101 no. of PLIPs (880 cluster Shallow Tube wells and 2221 cluster micro river lift projects) under Jalanidhi–II for bringing additional area under assured irrigation. During 2017-18 a sum of **₹16030.00 lakh** has been provided for establishment of 15275 no. of PLIP under Jalanidhi-I and 1700 nos. of PLIP under Jalandih-II) to bring more additional areas under irrigation.

A.21. Sustainable Harnessing of Groundwater in Wate Deficit Areas (BKVY) (₹54000.00 lakh)

The programme of Sustainable Harnessing of Groundwater in Water Deficit Areas (BKVY) was introduced in 26 districts of the State in 2010-11. Under the scheme, deep bore wells are being constructed in clusters in the farmers' field. Under each deep bore well project

approximately 5 hectares of land is being covered under assured irrigation in Kharif season and 2 hectares in Rabi season. A sum of ₹**54000.00 lakh** has been provided for construction of 15,000 bore wells during 2017-18 by increasing irrigation potential to 75,000 Ha.

A.22. Development of Agricultural Farms (₹500.00 lakh)

The scheme is being implemented with the objective of strengthening Departmental Agricultural farms engaged in quality seed production. During 2016-17, farm developmental works are being taken up with an expense of ₹ 440.00 lakh. The developmental works are continued during 2017-18 with an estimated cost of 500.00 lakh.

A. 23.Strengthening and Infrastructure Development for Training/ Research Centre / Laboratories /Implement Factory etc. (₹0.01 lakh)

The Directorate of Agriculture has 3 Regional Institutes for Training on Extension (RITE), 27 Soil Testing Laboratories (except Bhadrak, Jajpur & Gajapati) , 2 fertilizer Testing Laboratories, 13 Adaptive Research Stations, 1 Institution of Minor Irrigation and Water Use, 1 Seed Testing Laboratory and 1 Odisha Farm Machineries Research and Development Centre (OFMRDC), Bhubaneswar. RITEs have engaged themselves in imparting intensive training to farmers, agri-entrepreneurs and the extension functionaries, while Adaptive Research Stations are engaged in multi location trials and evolving location specific technologies. The various Laboratories (Soil / Fertilizer / Pesticide/ Seed testing) look after quality control and soil testing aspects. The OFMRDC designs, tests and produces different agricultural implements/ machineries. Under the scheme the infrastructure facilities of these institutions are strengthened. A WTO Cell has also been established during 2013-14. During 2016-17, a sum of ₹ 125.00 lakh are being provided for strengthening of these institutes / laboratories. For continuance of the scheme a token provision of 0.01 lakh has been provided during 2017-18.

A.24. Infrastructure Development of Input Sale Centres (₹100.00 lakh)

The Scheme is being implemented in the State for infrastructure development of input sale centers so that the agri-inputs could be stored well in advance to facilitate timely agricultural operations by the farmers. During 2016-17, for strengthening of input godown an amount of ₹ 120.00 lakh was utilized. The scheme will be continued to implement during 2017-18 with an outlay of ₹100.00 lakh.

A.25. Construction / Alteration of Department Buildings (₹4060.00 lakh)

This Scheme is being implemented in the State since 2012-13 for construction of new buildings in order to strengthen Agriculture extension to aid smooth implementation of programme. During 2016-17, the construction works were taken up for office buildings with the financial involvement of ₹3200.00 lakh. A sum of **₹4060.00 lakh** has been provided for construction of new buildings of the Department during for 2017-18 in the State.

A.26. Corpus Fund for OSSC for seeds and Planting Materials (₹6000.00 lakh)

To ensure availability of adequate quantity of quality seeds and planting materials to the farmers in time and also to increase seed replacement rate of various agricultural crops, it is envisaged to provide an interest free short term loan amounting to **₹6000.00 lakh** Odisha State Seed Corporation (OSSC) Ltd. during 2017-18 and this fund will also be operated through Escrow Account mechanism.

A.27. Corpus Fund for OAIC for Seeds and Quality Planting Materials (₹3000.00 lakh)

To ensure availability of adequate quantity of quality seeds and planting materials to the farmers in time and also to increase seed replacement rate of various agricultural crops, it is envisaged to provide an interest free short term loan amounting to **₹3000.00 lakh** Odisha Agro Industries Corporation (OAIC) Ltd. during 2017-18 and this fund will also be operated through Escrow Account mechanism.

A.28. Corpus Fund for OSCDC for Seeds and Quality Planting Materials (₹1000.00 lakh)

To ensure availability of adequate quantity of quality seeds and planting materials to the farmers in time and also to increase seed replacement rate of various agricultural crops, it is envisaged to provide an interest free short term loan amounting to **₹1000.00 lakh** Odisha State Cashew Corporation (OSCDC) Ltd. during 2017-18 and this fund will also be operated through Escrow Account mechanism.

A.29. Corpus Fund for OAIC for Fertilizers (₹2500.00 lakh)

Pre-positioning of fertilizers is required both for Kharif and Rabi seasons. In order to supply fertilizers to the farmers in time as per their demand. During 2017-18, it is envisaged to provide interest free term loan amounting to **₹2500.00 lakh** to Odisha Agro Industries Corporation (OAIC) Ltd. to ensure timely availability of fertilizers to the farmers in requisite quantity and the fund will be operated through an Escrow Account mechanism.

A.30. Corpus Fund for MARKFED for Fertilizers (₹7500.00 lakh)

For supply of fertilizers to the farmers in time as per their demand for which pre-positioning of fertilizers is required both for Kharif and Rabi seasons. Odisha State Cooperative Marketing Federation (MARKFED) Ltd is also involved in sale and supply of fertilizer. In order to ensure timely availability of fertilizers to the farmers in requisite quantity through MARKFED. During 2017-18, it is envisaged to provide interest free term loan amounting to **₹7500.00 lakh** to Odisha Agro Industries Corporation (OAIC) Ltd. to ensure timely availability of fertilizers to the farmers in requisite quantity and the fund will be operated through an Escrow Account mechanism.

A.31. Management of Soil Health (₹100.00 lakh)

This is new scheme has been introduced during 2016-17 to collect and test the large scale collection of soil samples and provide soil health card to the farmers. All the farmers will be provided with soil health card so that they can use recommended fertilizers as per the need of the soil and also will help in maintaining the soil health of land. A sum of **₹100.00 lakh** has been provided for implementation of the scheme during 2017-18.

A.32. Grant to State Fertilizer Procurement Agencies (₹500.00 lakh)

The scheme has been introduced in the State during 2016-17 for providing Grant to State Procurement Agencies for timely availability of fertilisers to the farmers of the State. Seed, fertilizers and pesticides are critical inputs for increasing the production and productivity of agricultural crops. Besides, timely availability of these inputs to the farmers in adequate quantity is important for increasing production in agriculture. With a view to cover more areas under high yielding and hybrid varieties, there is a need to enhance the consumption level of fertilizers, both chemical and organic, to ensure sustainable crop production and higher productivity. To stream/stream line the distribution of fertilizer a sum of **₹500.00 lakh** has been provided for Grant to State Procurement Agencies during 2017-18 to assist the agencies to meet the handling charges so as to enable them to make available adequate quantity of different fertilizers at fair price.

A.33. Certification of Agriculture Programme (₹100.00 lakh)

The scheme has been introduced in the State during 2016-17 to attract unemployed youth to the agriculture sector. In order to improve their skills, various skill development training programme are being undertaken to make them self- employed. Steps are being

taken for certification of these kill development training programme, so that these trained persons can also get the opportunities to get employment in agriculture and allied sectors in private sectors as well as in Government sectors in addition to provide scope for self-employment. For the purpose Agriculture Skill Council of India (ASCI) has also been involved for certification of skill development training programme of the State. During 2016-17, a sum of ₹100.00 lakh has been provided for implementation of the programme in the State. It has been programmed to utilize **₹100.00 lakh** during 2017-18 under the programme.

A.34. Development of Agriculture in Collaboration with International Institutions (₹1688.00 lakh)

In order to obtain technical support of national and international Agriculture Research Institutions like Indian Council of Agricultural Research (ICAR), International Rice Research Institute (IRRI), International Centre for Agriculture Research in Dry Areas (ICARDA) and International Potato Centre (CIP) on knowledge sharing basis and for transfer of latest technology developed for the Agriculture sector in the State. A new programme entitled Development of Agriculture in collaboration with International Institutions has been started during 2016-17 with a provision of ₹ 2500.00 lakh for production of stress tolerance varieties for principal crops and to facilitate transfer of latest farming practices from Lab to Land by directly involving these organisation in the farmers field. It has been proposed to provide ₹1688.00 lakh for implementation of the scheme in the State during 2017-18.

A.35. Information, Education and Communication (IEC) (₹50.00 lakh)

The scheme is being implemented from the year 2017-18 with the aim to create awareness among the farmers and the extension personnel through developing various teaching materials like publication of technical handouts on different technology for upgrading the knowledge of the end users for easy dissemination of technology. Through the scheme the process of implementation of departmental schemes and programme are being produced in the form of video, audio and text materials which are subsequently being advertised/ telecasted/ broadcasted in different print and electronic media for wide publicity in the State.

During 2017-18, ₹50.00 Lakh has been programmed for the purpose under this scheme. It is proposed to continue such efforts with a proposed cost of ₹200.00 Lakh during

HORTICULTURE SECTOR

B.1. Strengthening of Schools of Horticulture (₹500.00 lakh)

The programme envisages strengthening of infrastructure for school of Horticulture and in order to provide in-service as well as pre-service training to the field staff under the Directorate of Horticulture and also to provide training to entrepreneurs. 3 nos. of training institutes namely, School of Horticulture at Khordha, Horticulture Training Institute, Kalinga in Kandhamal and Horticulture Training Institute, Nildungri in Sambalpur districts are working under the Directorate of Horticulture. An amount of **₹500.00 lakh** has been provided for 2017-18 for infrastructure development of these three institutions.

B.2. Inter cropping of fruit orchards (₹0.01 lakh)

In order to utilize the interspacing between the fruit orchards and to provide early return to the farmers, emphasis have been given to take up short duration inter crops like pineapple, marigold, vegetables etc. Besides, it also provides the nutritional security to the small and marginal farmers of the State. As there is no provision of intercropping in the NHM / Non-NHM programme, the same is proposed for implementation under the State Plan Schemes. A sum of ₹85.00 lakh has been provided to cover 300 Ha. of intercropping of pineapple, marigold and vegetables in fruits orchard during 2016-17. A token provision of **₹0.01** lakh has been provided for continuance of the scheme during 2017-18.

B.3. Input Subsidy (₹150.00 lakh)

Development of horticulture is dependent on supply and use of quality inputs. About 5,80,024 nos. of Quality planting materials of different plants like, K.lime Seedling, Coconut Seedling, Mango graft, Cashew graft, Litchi Gottee, Sopota graft, Papaya seedling and Drumstick seedling have been supplied to the farmers for backyard plantation at subsidized rate during 2016-17. Besides, it has been targeted to establish 4,335 nos. single line trellis in the vine growing areas with the financial involvement of ₹ 200.00 lakh. Similar programme has been taken up for 2017-18 with the financial involvement of ₹150.00 lakh.

B.4. Organic Farming (Horticulture) (₹0.03 lakh)

Organic farming in horticulture is becoming increasingly important due to its manifold benefits to the society. The emphasis has been given the State Agriculture Policy 2013 for adoption and certification of Organic Farming in the State. The scheme has been introduced during 2013-14 under State Plan to promote organic farming among the farmers of the State. As the organic farming is taken up separately under PKVY, a token provision of **₹0.03 lakh** has been provided for 2017-18 for continuance of the scheme.

B.5. Establishment & revival of Block level nurseries (₹200.00 lakh)

In order to provide quality planting materials to the farmers for public sale as well as utilization in Government programme, it has been emphasized to establish / revive at least one nursery in each Block for production and stocking of quality planting materials of fruits, vegetables & flowers. These nurseries will also sell garden tools to the farmers. During 2017-18, **₹200.00 lakh** has been provided for revival and establishment of block level nurseries.

B.6. Special Crop Specific Scheme – Coconut (₹250.00 lakh)

The objective of the scheme is to increase area and production of Coconut as the existing provision made under the Coconut Development Board (CDB) schemes are not sufficient to meet the demand of the farmers. The programme is being implemented in the coconut growing coastal areas from 2013-14. It has been programmed to take up 1,250 ha. under area expansion, with a provision of Rs.300.00 lakh for 2016-17. A sum of ₹ 300.00 lakh has been utilized for area expansion in 1250 ha . A sum of ₹250.00 lakh has been provided for taking up area expansion in respect of coconut plantation under the scheme during 2017-18.

B.7. Special Crop Specific Scheme – Banana (₹0.01 lakh)

The Scheme envisages to make the State self-sufficient in banana production and to generate more profit to the farmers as the areas covered under existing schemes are not sufficient to cater to the demand of the farmers of the State. It has been programmed to take up banana tissue culture plantation under the scheme to give impetus to banana cultivation in the State. During 2017-18, a token provision of ₹0.01 lakh has been proposed for continuance of the schemes.

B.8. Special Crop Specific Scheme- Betel vine (₹100.00 lakh)

The scheme was introduced during 2013-14 to increase production and the productivity of betel vine. As the farmers have to incur a huge expenditure during the initial period of its establishment, it is proposed to provide assistance to the tune of 50% of the 1st year establishment cost in the scheme “Special Crop Specific Scheme- betel vine” under State Plan with the objective to promote Betel vine cultivation in this State. A sum of **₹100.00 lakh** has been provided for establishment of 375 new Boroj during 2017-18.

B.9. Development of Potato, Spices & Vegetables (₹600.00 lakh)

In order to encourage farmers to take up cultivation of potato and other vegetables, quality seed materials were supplied to the farmers at subsidized rate. During 2016-17, a sum of ₹973.60 lakh has been provided for supply of 750 quintals of onion seeds, 200 quintals of garlic bulb to the farmers besides the expenditure will also made through State

Potato Mission. A sum of ₹**600.00 lakh** has been provided for implementation of the scheme during 2017-18.

B.10. Horticulture Mission Plus (₹1000.00 lakh)

Special emphasis has been given for the development of horticultural crops in the State Agriculture Policy, 2013. Emphasis has been laid for popularization of protected cultivation, post-harvest management, establishment of cold storage and farm mechanization among the farmers those are growing horticultural crops. A sum of ₹2000.00 lakh has been provided for utilization during 2016-17. A sum of ₹**1000.00 lakh** has been provided for implementation of scheme in the State during 2017-18.

B.11. State Potato Mission (₹2000.00 lakh)

In order to make the State self-sufficient in potato, Government has launched a State Potato Mission for production, storage and distribution of potato in the State during 2014-15 and started implementing during 2015-16. Incentives are being provided to the farmers for undertaking large scale cultivation of potato in clusters. Government is providing support for setting up of adequate number of cold storages in the State. During, 2016-17, a sum of ₹6000.00 lakh has been provided for implementation of the scheme in the State. Similarly a sum of ₹**2000.00 lakh** has been provided for 2017-18.

B.12. Establishment of Floriculture Market (₹1000.00 lakh)

Floriculture is gaining popularity in the State day by day. In order to provide adequate market facilities both to the buyers and sellers and to provide benefit to the floriculture farmers of the State, it has been proposed to establish one floriculture market at the State capital in PPP mode for providing a market platform to the producers and wholesalers. It will also attract the traders from neighbouring state to the floriculture market and there by providing support for marketing of flowers. A sum of ₹500.00 lakh has been provided during 2016-17 for the scheme. Similarly a sum of ₹1000.00 lakh has been provided for 2017-18 for establishment of a floriculture market in the State.

B.13. State Incentive for Micro Irrigation (₹995.00 lakh)

In order to make efficient utilization of available irrigation water through popularization of micro irrigation system i.e. sprinkler and drip irrigation among the farmers growing horticultural crops, a new scheme State Incentive for Micro Irrigation has been introduced during 2017-18 for providing additional top up subsidy of 20% to the farmers over and above the subsidy provided under the scheme National Mission for Sustainable Agriculture. A sum of ₹**995.00 lakh** has been provided for 2017-18 for providing top up subsidy to the farmers under the scheme for adoption of Micro irrigation system in horticultural crops.

SOIL CONSERVATION & WATERSHED DEVELOPMENT SECTOR

C.1. IWMP - Other Operational cost (₹650.00 lakh)

Watershed projects are process driven and require full time attention for their planning and implementation. IWMP is demand driven in nature and dedicated Project Director Offices would help in enhancing the capacities of the districts in fund absorption that would result in getting more funds from Government of India. In order to strengthen programme delivery, dedicated Project Director (Watersheds) offices have been established in 26 IWMP districts since May 2012. The PD Watershed offices have 4 members APDs and 3 member SMS and support staff. The SMS would provide multi-disciplinary technical inputs and enhance the quality of implementation and monitoring.

Similarly, in each cluster a full time Project Implementing Agency (PIA) preferably an AAE / JE / AE / ASCO is engaged for project implementation. Each PIA is supported by 4 members Watershed Management Team (WMTs) whose emoluments would be met out of the project budget.

The salary and allowances of Project Director, Watersheds, APDs and other support staff will be met from the Non Plan budget of the State Government, as these posts are created through deployment / reallocation of redundant positions from other directorates. Additional cost towards the remuneration and other office expenses to the SMSs (CBTs @ 1 per district and LSTs @ 2 per cluster) at district and cluster level who are engaged on contractual basis will be met from State budget i.e. operational Cost of IWMP.

The total estimated budget which would be met out of the state budget for a period of seven years comes to ₹7294.40 lakh with an average annual budget of ₹ 1208.4 lakh. During the financial year 2017-18 a sum of 65000.00 lakh has been provided which includes the remuneration of contractual staffs (CBT, LST), Operational cost for districts & clusters, Mobility cost at district level etc.

AGRICULTURAL EXTENSION & RESEARCH

D.1. Grant-in-Aid to OUAT (₹1099.30 lakh)

A sum of ₹1099.30 lakh has been provided for 2017-18 as grant- in-aid to the OUAT to meet the salary components of various staff as well as to meet the State share for implementation of All India Coordinated Research Projects.

D.2. Infrastructure Development of Veterinary & other Colleges (₹1124.09 lakh)

A sum of **₹1124.09 lakh** has been provided for infrastructure development of College of Veterinary Science & Animal Husbandry and other colleges of OUAT during 2017-18.

D.3. Grant –in aid to OUAT (Non salary components) (₹250.00 lakh)

Grand in aid to OUAT (Non Salary component) such as renovation and repair of hostels and infrastructure development on Agro Polytechnic Centres. During 207-18, a sum of **₹250.00 lakh** has been provided as Grant-in-aid to meet the non-salary components of OUAT.

Activities of OUAT

Orissa University of Agriculture and Technology, Bhubaneswar was established in 1962 as a pioneer institution in the field on Agricultural Education, Research and Extension in the country. Starting with a single campus, the University has now multi-location campuses across the state accommodating 10 colleges, one Centre for Post Graduate studies, 08 Regional Research and Technology Transfer Stations, 4 Regional Research and Technology Transfer Sub Stations, 7 Commodities Research Centers, 31 *Krishi Vigyan Kendras* and 10 Agro-polytechnic Centers. The activities of the University have gone beyond the boundaries of formal teaching, research and extension to contribute in policy planning, successful implementation of various developmental programs, furthering teaching and research through national and international collaborations. With constant endeavor of the faculty and staff members, OUAT ranked 1st among the Agricultural Universities in East and North East India and 11th at National level as per recent ICAR Ranking. As per National Institutional Ranking Framework (NIRF) of the Ministry of Human Resources Development, Govt. of India; the University was ranked 91st among All Indian Universities of the country and was adjudged as 3rd among all Universities of Odisha and 1st among all Public Universities of Odisha.

At present, The University imparts education on Agriculture, Horticulture, Forestry, Veterinary Science & Animal Husbandry, Agricultural Engineering, Community Science, Fishery Science, Basic Science, Bio-informatics, Computer Application and Agri-Business

Management. Post Graduate degrees in 54 disciplines and Ph. D. in 31 disciplines are being offered. Science courses at +2, Degree and Post graduate levels are also offered in College of Basic Science and Humanities. By the end of academic session 2017-18, the University has produced 19,777 Graduates, 7745 Post Graduates and 424 Ph.D. degrees in different disciplines. The intake capacity is 2111 students per year and presently, there are 5,490 students on roll of which 49.2 per cent are girls.

Reform measures and policy initiatives

The administrative reforms introduced recently are:

» On-line application and result publication for the UG & PG Entrance Examination

» OUAT had updated its academic curricula as per recommendations of ICAR-Vth Deans' Committee and Minimum Standards of Veterinary Education (MSVE) regulations-2016.

» The student READY programme is followed by emphasizing Rural Agricultural Work Experience (RAWE), Experiential Learning Programme (ELP) and in-plant training

» Uniform academic calendar across the discipline

» Conduct of Examination and publication of results in time

» Strengthening of Students' Placement Cell

» Multi tier grievance redressal system

» Launching of dynamic web portal of the University (ouat.nic.in), developed by the National Informatics Centre

» Keeping the campus ragging free

» Increased multi-disciplinary efforts/projects at the University level collaboration with local, national, international, government and non-government agencies to promote and facilitate innovation and creative application of technology. These include IMD, IITs, ICAR research institutes, NRSC, ISRO, BPCL, PCRA and other science/ engineering/ governmental organizations

» Establishment of Career Counseling & Entrepreneurship Centre

» OUAT has signed a MoU with Agriculture Skill Council of India (ASCI) to create an eco-system for quality vocational education in agriculture and allied sectors. The goals of this collaboration are to conduct trainings and certification as per National Skill Qualification Framework (NSQF).

» OUAT has started training and certification of farmers and agricultural workers under Recognition of Prior Learning Programme, a component of Skill India Initiative. Hon'ble Chief Minister, Odisha has launched the RPL programme on 15.04.2017.

National/International Research Collaborations:

» **Sustainable Management of Agro-ecological Resources for Tribal Societies 2 (SMARTS-2):**This is a Collaborative Research Project of OUAT, Bhubaneswar with Kinki University, RIHN, Japan and University of Hawaii, USA.

» **Cereal System Initiative for South Asia (CSISA):** This is a CIMMYT (International Maize and Wheat Improvement Centre) based collaborative project conducting on farm research in 6 districts of Odisha to generate information for developing a decision support tool to recommend fertilizer to farmers.

» **Improving the livelihood of smallholder farmers in drought prone areas of sub-Saharn Africa and South-Asia through enhanced grain legume production and productivity (TL II Project):** Phase 2: This project is introducing promising genotypes in groundnut, pigeonpea and chickpea in farmers' field for their participatory evaluation in the agro-climatic regions of the state.

» **Strengthening OUAT-IRRI linkages for growth of rice sector (IRRI-OUAT Collaborative Project):** The project is regarding the Rice Check pilot work.

» **Stress Tolerant rice for Africa and South Asia (STRASA):** This is an OUAT-IRRI Collaborative Project aimed at adoption of stress tolerant rice varieties in Odisha.

» **Stress-Resilient Maize for Odisha:** This is an OUAT-CIMMYT collaborative project with an objective for identification of high yielding stress-resilient maize cultivars and associated technologies for sole and inter/ mixed-cropping suitable for different agro-ecologies of Odisha.

» **BPCL-OUAT Collaborative project:** An MoA has been signed with Bharat Petroleum Corporation Ltd to develop technology for production of bio-fuel from paddy straw and other agricultural bi-products.

Enhancing pulse production in the State

» **Pulses Seed Hubs:** The project entitled 'Creation of seed hubs for increasing indigenous production of pulses in India' is operating in the University with Govt. of India funding. Under this project, seven seed hubs are functioning at different locations *viz*. AICRP on Pulses, CPR, Berhampur; KVK, Kalahandi; KVK, Mayurbhanj-I; KVK, Bhadrak; KVK, Bargarh; KVK, Deogarh and KVK, Keonjhar. The main objective of the project

is to produce pulses seeds in the farmers' field under participatory mode. Presently, foundation and certified seeds of arhar, green gram, black gram and chickpea are produced in farmers' fields in a participatory mode with the buyback arrangements.

» **Crop improvement through purification of landraces :** Funded by the state government, a consortium project was started for developing new green gram and blackgram varieties through purification as well as genomics of the local landraces resistant to YMV and cold.

» **Collaboration with ICRISAT**: OUAT has collaborated with ICRISAT for enhancing pulse production in the state through exchange of germ plasm of pulse and oilseed crops *viz*. green gram, black gram, red gram and groundnut in order to develop suitable crop varieties for Odisha.

c) Extension Activities of OUAT

The *Krishi Vigyan Kendras* takes up various extension programs as stated below:

» On farm testing to identify the location specificity of technologies in various farming situations

» Frontline demonstrations to establish production potentials of newly released technologies on the farmers' field and provide feedback

» Training of farmers and farm women to update their knowledge and skills in modern agricultural technologies and training of extension personnel to orient them in the frontier areas of technology development

» Work as resource and knowledge centre of agricultural technology for supporting initiatives of public, private and voluntary sector for improving the agricultural economy of the district.

» Create awareness about frontier technologies through large number of extension activities like farmers' fair, field day, strategic campaign, ex-trainees meet, etc.

» Production of quality seed and planting materials to make it easily available to the farmers

In extension front, the University has achieved several successes during last year. Krishi Vigyan Kendra, Bargarh had received 2nd prize on *Swachhta Pakhwada* Award of ICAR 2017. Similarly, KVK, Bhadrak was ranked first in ICAR-ATARI Kolkata Zone and received Pandit Deen Dayal Upadhyay Krishi Vigyan Prostsahan Puraskar 2017.

CENTRALLY SPONSORED SCHEMES (CSS)

Some of the major Centrally Sponsored Schemes to be implemented during the financial year 2017-187 have been enumerated below:

1) Rashtriya Krishi Vikas Yojana (RKVY) (₹70755.04 lakh)

This scheme was introduced by the Government of India in the year 2007-08 in order to provide incentives to the States for increasing expenditure in Agriculture & allied sectors with an objective to sustain 4% growth in Agriculture & allied sectors. Since 2007-08 to 2014-15, the entire grant from GoI to State is in the form of Additional Central Assistance (ACA) to promotes development of Agriculture, Horticulture and other allied sectors like Animal Husbandry, Dairy Development, Fisheries, Agriculture Research & Education, Minor/ Lift Irrigation, Command Area Development and Watershed Development etc. From 2015-16, the scheme is under CSS scheme with funding pattern of 60:40 between Central Government and State Government. During 2016-17, a sum of ₹ 53469.67 lakh was provided for implementation of the projects sanctioned by the State Level Sanctioning Committee (SLSC). A sum of **₹70755.04 lakh** has been provided for 2017-18 for implementation of SLSC sanctioned projects of agriculture and allied sectors.

2) National Food Security Mission (NFSM) (₹14551.91 lakh)

A Centrally Sponsored Scheme, National Food Security Mission (NFSM) has been launched from 2007-08 in the State with 100% Central Assistance with the objective of increasing production of rice and pulses through area expansion and enhancement of productivity in a sustainable manner in the identified districts. As a result of developmental interventions the productivity of pulses and Rice is observed to have been in the increase. Subsequently GoI changed the funding pattern to 60:40 between the Center and the State. The CSP schemes "Technology Mission on Cotton, Jute Technology Mission, ISOPOM (Maize), Integrated Cereal Development Programme (Coarse Cereals) Sustainable Development of Sugarcane Based Cropping Systems under Macro Management of Agriculture are subsumed under NFSM from 2014-15 and different interventions thereof are being taken up under NFSM-Commercial crops and NFSM-Coarse Cereals. Thus, it is programmed to continue with such interventions in the mission districts during 2017-18 with an estimated cost of ₹14551.91 lakh (SS-₹5820.76 lakh + CS- ₹8731.15 lakh) out of which NFSM-Rice - ₹7500.00 lakh

(SS-₹3000.00 lakh + CS- ₹4500.00 lakh), NFSM-Pulses - ₹6500.00 lakh (SS-₹2600.00 lakh + CS- ₹3900.00 lakh), NFSM-Coarse cereals- ₹300.00 lakh (SS-₹120.00 lakh + CS- ₹180.00 lakh) and NFSM-Commercial Crops- ₹251.91 lakh (SS-₹100.76 lakh + CS- ₹151.15 lakh)).

3) National Mission on Oilseed and Oil Palm (NMOOP) (₹2460.00 lakh)

Government of India have launched a Mission namely National Mission on Oilseed and Oil Palm (NMOOP) from the financial year 2014-15 to increase the production and productivity of Oilseeds and Oil Palm crop. Under the Mission, 3 no. of Mini Missions are being implemented namely Mini Mission-I on Oilseeds, Mini Mission –II on Oil Palm and Mini Mission-III on Tree Borne Oilseeds (TBOs). The Mini Mission-I on Oilseeds are being implemented for the development of cultivation of oilseed crops by the Directorate of Agriculture & Food Production and Mini Mission –II on Oil Palm by Directorate of Horticulture & Mini Mission –III on TBOs are being implemented by the Directorate of Horticulture though Department of Forest & Environment . A sum of ₹2460.00 lakh has been provided under NMOOP for 2017-18 which includes ₹1460.00 lakh under Mini Mission-I of Oilseeds, ₹1000 lakh for Mini Mission –II on Oil Palm for implementation of the scheme in the State.

4) National Mission on Sustainable Agriculture (NMSA) (₹ 7092.05 lakh)

National Mission for Sustainable Agriculture (NMSA) are implemented in the State from the financial year 2014-15. There are four major components under NMSA namely Soil Health Management (SHM), On Farm Water Management (OFWM), Rainfed Area Development (RAD) and Climate Change and Sustainable Agriculture Monitoring, Modeling Networking (CCSAMMN). During 2017-18, a sum of ₹7092.05 lakh has been provided for implementation of above components under NMSA.

5) National Mission on Agriculture Extension and Technology (NMAET) (₹19158.00 lakh)

The Centrally Sponsored Scheme - NMAET is being implemented in the State from the financial year 2014-15. This includes four Sub-Missions; Sub Mission on Agriculture Mechanisation (SMAM), Sub-Mission on Agriculture Extension (SMAE), Sub- Mission on Seed and Planting Material (SMSP) and Sub-Mission on Plant Protection and Plant Quarantine (SMPP). A sum of **₹19158.00 lakh** has been provided for 2017-18 for implementation of Sub Mission on Agriculture Mechanisation, Sub Mission on Agriculture Extension (SAME)

Sub Mission on Seed and Planting Materials (SMSP) and Sub Mission on Plant Protection and Quarantine (SMPP) in the State.

6) Mission for Integrated Development of Horticulture (MIDH) - National Horticulture Mission (NHM) (₹10204.00 lakh)

After restructuring Centrally Sponsored Scheme National Horticulture Mission (NHM) become a component Mission on Integrated Development of Horticulture (MIDH). Besides, NHM, scheme of Coconut Development Board (CDB) and Director of Cashew and Cocoa Development Board (DCCD) have been merged with MIDH. During 2017-18, a sum of **₹10204.00 lakh** has been provided the NHM scheme including schemes of CDB and DCCD.

7) National Horticulture Mission (NHM)

National Horticulture Mission (NHM) is in operation in the State since 2005-06 in 24 districts. Other than area expansion programme, all other activities of NHM are being extended to all 30 district of the State to ensure the desired growth in the horticulture sector. The scheme was implemented with 100% GOI funding in 2005-06 & 2006-07. From 2007-08 to 2014-15, it has been included under CSP scheme with a funding pattern of 85:15 between GoI and the State. Since 2015-16, National Horticulture Mission has been included under Mission on Integrated Development in Horticulture (MIDH) with a funding pattern 60:40 between GoI and the State Government. During 2016-17, a sum of ₹11130.00 lakh has been provided in budget for implementation of the scheme. Similarly a sum of **₹10204.00 lakh** has been kept in the budget for implementation various activities of National Horticulture Mission, Establishment of Regional Coconut Nursery and Integrated farming on Coconut holdings during 2017-18.

8) Integrated Watershed Management Programme (₹15520.00 lakh)

IWMP was launched by the Department of Land Resources, Government of India during the year 2009. The main objectives of IWMP are to restore ecological balance by harnessing, conserving and developing degraded natural resources such as soil, vegetative cover and water. The outcome expected are prevention of soil run-off, regeneration of natural vegetation, rain water harvesting and recharging of the ground water table. This enables multi-cropping and the introduction of diverse agro-based activities, which in turn

help to provide sustainable livelihoods to the people residing in the watershed areas. IWMP projects are taken up in clusters covering an area of 5000-6000 hectares for realizing visible impacts. IWMP is in operation in the 26 districts except Puri, Kendrapada, Bhadrak and Jagatsinghpur. Currently six batches of projects in 310 clusters have been sanctioned covering an area of ₹17.02 lakh hectares with a project outlay of ₹2191.52 crores. Out of 310 projects, 243 projects are under implementation in 18 IAP districts covering an area of ₹13.28 lakh ha with a project outlay of ₹1746.38 crores. The cost norm is ₹12,000/- per hectare in non-IAP and ₹15,000/- per hectare for IAP districts with a cost sharing of 90:10 (central share: state share). The project cycle of each IWMP project is 4-7 years. It is spread over three phases' namely preparatory phase, works phase and consolidation & withdrawal phase. IWMP is implemented through Community Participation, Community mobilization, Entry Point Activities, Institution and Capacity Building, preparation of Detailed Project Report with active participation of community are taken up during the preparatory phase. Soil and moisture conservation measures, water harvesting structures, dry land horticulture, plantations etc. are taken up in the works phase of the project. A sum of ₹15520.00 lakh has been provided for implementation of the scheme during 2017-18 in the State.

9) IWMP (World Bank Assisted Neeranchal Project) (₹3988.00 lakh)

The scheme is proposed to implement with World Bank assisted centrally sponsored plan in the funding pattern 60:40 between the Center and the State. The funds releases to SLNA (State Level Nodal Agency) from the State Government after receipt of Central Share from GoI. Then the SLNA will release the funds to the Project Director Watersheds.

The World Bank assisted Neeranchal project is being implemented to strengthen implementation of Integrated Watershed Management Programme (IWMP) in the state. The tentative budget allocation for Odisha will be approximately ₹300.00 crores to be spread over 5 years. Further Kandhamal & Mayurbhanj districts have been identified for piloting of Neeranchal project in Odisha. The implementation of the World Bank assisted "Neeranchal" project will improve watershed management outcomes through adoption of innovative and scientific approach towards rainfed agriculture and strengthen institutions and capacity for accelerated watershed development. Budget provision of **₹3988.00 lakh** has been made during 2017-18.

10) Paramparagat Krishi Vikas Yojana (PKVY) (₹1146.00 lakh)

Organic agriculture is a production of agricultural products free from chemicals and pesticides residues by adopting eco-friendly low cost technologies. "Paramaparagat Krishi Vikas Yojana" is an elaborated component of Soil Health Management (SHM) of major project National Mission on Sustainable Agriculture (NMSA). Under PKVY Organic farming is promoted through adoption of organic village by cluster approach and PGS certification. A sum of **₹1146.00 lakh** has been provided for taking organic farming under both agriculture and horticulture sector though cluster approach.

11) Pradhan Mantri Krishi Sinchaee Yojana (PMKSY) (₹25000.00 lakh)

The scheme is being implemented with centrally sponsored plan in the funding pattern 60:40 between the Center and the State. As per the Guideline under PMKSY the District Irrigation Plans (DIPs) for all the 30 districts have been prepared and approved. Till date 310 clusters (2885 Watersheds) are under operation in 26 districts except Puri, Jagatsinghpur, Kendrapada & Bhadrak. So far an area of 8.97 lakh ha. have been treated by utilizing 1077.15 crore. Activities under NRM component (Works) are in progress. A sum of **₹25000.00 lakh** has been provided for implementation of PMKSY in the State during 2017-18.

12) Accessible India Campaign (Sugamya Bharat Abhijan) (₹100.00 lakh)

A multi-pronged strategy will be adopted for the campaign with key components as leadership endorsements of the campaign, mass awareness, capacity building through workshops, interventions (legal frame-work, technology solutions, resource generation, etc. and leverage corporate sector efforts in a Public-Private Partnership. A sum of **₹100.00 lakh** has been provided during 2017-18 for implementation of the scheme in the State.

13) Global Environmental Facility Project (GEF) (NEW) (₹25.00 lakh)

The Global Environment Facility (GEF) is a financial mechanism that provides grants to developing countries for projects that benefit the global environment and promote sustainable livelihoods in local communities. GEF projects address six designated focal areas: Biodiversity, Climate Change, International Waters, Ozone Depletion, Land Degradation and Persistent Organic Pollutants. The new GEF project has been introduced first time during the year 2017-18 with an initial outlay of ₹100.00 lakh.

Chapter-II

Outcome Budget: 2017-18

The exercise is primarily meant for converting financial outlays into measurable and monitorable outcomes. It is a performance measurement tool that helps in better service delivery, decision making, evaluating programme performance and results and improving programme effectiveness. The outcome budget is also aimed at changing the outlook of the agencies entrusted with the responsibility of programme execution and implementation. The idea is to make the programme more result oriented by shifting the focus from "Outlays" to "Outcomes".

The scheme-wise details, wherever necessary of the Outcome Budget for Programme Expenditure for 2017-18 and 2018-19 & 2019-20 are given in **Table 1, Table 2 of Annexure-I. Similarly the administrative & EOM Expenditure for 2017-18 and 2018-19 & 2019-20 are given in Table 3 and Table 4 respectively under Annexure-II.**

Service Level benchmarking & Service Costing is given in **Annexure-III.**

Annexure- I

TABLE-1
OUTCOME BUDEGET 2017-18
(PROGRAMME EXEPNDITURE)
NAME OF THE DEPARTMENT:DEPARTMENT OF AGRICULTURE AND FARMERS' EMPOWERMENT

Sl. No	Name of Scheme/ Programme	Objective	Outlay for 2017-18	Quantifiable/ Deliverables Physical outputs	Project Outcomes	Process / Timelines	Remarks/ Risk Factors
STATE SECTOR SCHEMES							
1	**CROP PRODUCTION MANAGEMENT**						
A	**Input Management**						
1	Input Subsidy on Seeds, Fert, Bio-fert, Insecticides, Bio-Pesticides etc.	To provide inputs at subsidized rates in the event of natural calamities or pests and disease incidence, (Supply of seeds, fertilizers, pesticides and plant protection	500000.00	Direct transfer of Input Subsidy on Seeds, Fert, Bio-fert, Insecticides, Bio-Pesticides etc. to be utilized to the tune of Rs.500 Crore	i) Increased Seed Replacement Rate. ii) Enhanced production up to 15 to 20% iii) Enhanced farm income	31.03.2018	i) Availability of Quality seeds at cheaper price than O SSC. ii) Unavailability of specific varieties of crop seeds in adequate quantities iii) Occurrence of natural calamities iv) Spurious seed chains.
2	Interest free loan for procurement of Seeds to OSSC Ltd.	To provide interest free loan to OSSC for procurement and prepositioning of Quality Seeds	600000.00	Interest free loan of Rs.60 Crores to be utilized for procurement of Seeds to OSSC Ltd.	Prepositioning of seeds made possible.	31.03.2018	Quality seeds of appropriate varieties may not be available
3	Interest free loan for procurement of Seeds to OSCDC Ltd.	To provide interest free loan to OSCDC for procurement and prepositioning of Quality Seeds	100000.00	Interest free loan to the tune of Rs.10 Crores to be utilized for procurement of Seeds to OSCDC Ltd.	Prepositioning of seeds made possible.	31.03.2018	Quality seeds of appropriate varieties may not be available
4	Interest free loan for procurement of Seeds to OAIC Ltd.	To provide interest free loan to OAIC for procurement and prepositioning of Quality Seeds	300000.00	Interest free loan Rs. 30 Crore would be provided for procurement of Seeds to OAIC Ltd.	Prepositioning of seeds made possible.	31.03.2018	Quality seeds of appropriate varieties may not be available

Sl. No	Name of Scheme/ Programme	Objective	Outlay for 2017-18	Quantifiable/ Deliverables Physical outputs	Project Outcomes	Process / Timelines	Remarks/ Risk Factors
5	Interest free loan for procurement of Fertilisers to OSCMF Ltd.	To Provide Interest free loan to MARKFED for procurement of Fertilisers and preposition them for supply during peak seasons.	750000.00	Interest free loan to the tune of Rs.75 Crore would be provided for procurement of Fertilizers to OSCMF Ltd.	Fertilizer prepositioned and black marketing avoided during peak demand period	31.03.2018	Fertilizer is likely detoriorate by storage. Appropriate storage facility may not be available at all places. More storage space required.
6	Interest free loan for procurement of Fertilizers to OAIC Ltd.	To Provide Interest free loan to OAIC for procurement of Fertilizers and preposition them for supply during peak seasons.	250000.00	Interest free loan to the tune of Rs.25 Crores would be provided to OAIC Ltd. for procurement of Fertilizers .	Fertilizer prepositioned and black marketing avoided during peak demand period	31.03.2018	Fertilizer is likely detoriorate by storage. Appropriate storage facility may not be available at all places. More storage space required.
8	Grant to State fertilizer Procurement Agencies	To provide grants to fertilizer procurement agencies for meeting transport and other incidental expenses.	50000.00	Grant to State fertilizer Procurement Agencies to the tune of Rs.50 Crores for meeting the transport and incidental expenses	Procurement and supply of fertilizers becomes possible within the declared retail price.	31.03.2018	
B	**Promotion of Agronomic Packages**						
9	Promotion of SRI	To promote SRI through technology Demonstration	1.00	Providing incetive for adopting SRI	i) Increased rice production and productivity ii) Increased Water use efficiency	31.03.2018	i) Lack of adequate drainage. ii) Natural Calamities
10	Promotion of Improved Agronomic Package of Practices	To demonstrate and popularize improved agronomic packages.	100000.00	Line sowing/ Line transplanting in Paddy in 34722 Ha., promotion of green manuring over 9469 Ha. and Seed treatment campaign in 2.26394 lakh hectares	Increased adoption of line showing. Increased adoption of seed treatment.	31.03.2018	After withdrawal of incentives the adoption may not continue.
11	Promotion of Integrated Farming	To popularise Integrated Farming.	12000.00	Promotion of 120 nos. of Integrated Farming.	Increase in numbers of Integrated farms and farm income.	31.03.2018	Farme has to seek muti-disciplinary advise and mangement would be little more complicated.

Sl. No	Name of Scheme/ Programme	Objective	Outlay for 2017-18	Quantifiable/ Deliverables Physical outputs	Project Outcomes	Process / Timelines	Remarks/ Risk Factors
12	Promotion of Integrated Farming in Tribal Areas		34769.00	Promotion of Integrated Farming in Tribal Areas in agriculture and allied sector: Increase in area under protective irrigation, Intensive vegetable cultivation, Area based goat programme , supply of chicks through breed farms,Expansion of Fisheries program etc.	Enhanced livelihood options.	31.03.2018	More awareness is needed
13	Technology Mission on Sugarcane Development	To popularize new cultivars by multiplying breeder and foundation level planting materials. Improvement in methods of planting and grant of subsidy on improved implements etc.	23131.00	Sustainble Sugarcane Initiative in 302 Ha., Ratoon Management Demonstration over 596 Ha., Creation of Seed cane hub in Sugarcane growing areas over 60 Ha., Onsite three days training to 60 nos. of Seed cane growers., conducting 3 nos. of Farmers-Scientiest & Extension functionaries interface programme. providing 1000ha production incentive to cane grower.	Increased coverage and production of sugarcane.	31.03.2018	Availability of quality Seed canes of HYVs
14	Technology Mission on Oilseeds & Pulses	To promote improved technologies in a mission mode for enhancing oilseeds production and To bring traditional pulse pockets under scientific package of practices with dissemination of improved technical knowhow.	1.00	Token		31.03.2018	Only Token Provision made
15	Technology Mission on Jute & Mesta	To assist farmers to establish retting tanks for production of quality Jute & Mesta fibre.	1.00	Token		31.03.2018	Only Token Provision made
16	Development of agriculture in collaboration with International Institutions (New Component)	To enrich the production technology available and their transfer to farmers in collaboration with national and international Institutions.	168800.00	Development of agriculture in collaboration with International Institutions for production of biotic and abiotic stress tolerant varieties in the State, Targetting Rice fallows, Adoption of improved production technology, training of farmers and extension workers etc. for development of agriculture sector in the State.	Better technology adoption. Greater harvest and availability of expert advice.	31.03.2018	Language and knowledge base difference may hinder direct interaction

Sl. No	Name of Scheme/ Programme	Objective	Outlay for 2017-18	Quantifiable/ Deliverables Physical outputs	Project Outcomes	Process / Timelines	Remarks/ Risk Factors
	Special Programme for Promotion of Millets in Tribal Areas	To enhance food & nutritional security and economical upliftment of tribal households in Odisha	124100.00	Promotion of Millets in tribal areas in 12,000 Ha.	Enhanced millet production and increase food and nutritional security of the tribals through economic upliftment.	31.03.2018	Being Implemented in collaboration with NCDS and consortium of NGOs.
C	**Plant Protection and Management of Soil Health**						
17	Management of Acid Soils	To facilitate Treatment of Acidic Soils	1.00	Token		31.03.2018	Only Token Provision made
18	Organic Farming	To encourage organic farming.	2.00	Token		31.03.2018	Only Token Provision made
19	Operationalisation of Soil Testing and Quality Control Labs	To consolidate the soil testing and quality enforcement measures through strengthening our built-in facilities	1.00	Token		31.03.2018	To be taken up under New Component Soil Health Management
20	Promotion of need based Plant Protection	To encourage need based Plant Protection in line with Integrated Pest Management.	10000.00	Provision of Rs.1 crore has been made for provide of need based Plant Protection inputs to the farmers at the time of need.	Timely control measures for Pest & diseases can be taken up to save the standing crops.	31.03.2018	Unfavourable weather providing predisposing factors for incidence of diseases.
21	Management of Soil Health	To upkeep the soil health for sustainable crop production	10000.00	Operationalization of 7 nos. of Soil Testing Labs., 11 nos. of mobile STLs, and 1 fertilizers Quality Control Lab and operationalization of additional 9 STL and 3 Mini Soil Testing Lab.	Soil Health is maintained and remains productive for longer period	31.03.2018	Management of Acid Soils, Organic farming and operationalization of Soil Testing and Quality Control labs have been merged into one head.
D	**Development of Departmental Infrastructure**						
22	Development of Agricultural Farms	Infrastructure Strengthening and devlopment of departmental farms engaged in seed production	50000.00	Development of 49 nos. of Agricultural Farms	Enhanced farm Infrastructure to aid quality seed production.	31.03.2018	

Sl. No	Name of Scheme/ Programme	Objective	Outlay for 2017-18	Quantifiable/ Deliverables Physical outputs	Project Outcomes	Process / Timelines	Remarks/ Risk Factors
23	Strengthening/ Infrastructure Development for Training Research Centres, Labs, Implement Factory etc	Infrastructure Strengthening and devlopment of departmental institutions.	1.00	Strengthening/Infrastructure of Development Training Research Centres, Labs, Implement Factory etc for 15 nos. of institutes.	i) Soil Testing done at full capacity ii) Quality enforcement in case of Agri-inputs (Seed, Fertilizer & pesticides) done iii) Training programme taken up without hinderance	31.03.2017	i) Delay by the contractor on tendered items of work/supply. ii) Cost fluctuation during the process of implementation.
24	Infrastructure Development of Input Sale Centers	To repair and take up infrastructure development of Input Sale Centers / Godowns	10000.00	Infrastructure Development of 20 nos. of Input Sale Centers/ Godowns	Improved and smooth quality seed & Agri-input transaction.	31.03.2018	
25	Construction of new Bulidings	Construction of New departmental Buildings etc.	406000.00	Construction of new Bulidings including construction of Krushi Bhawan	Departmental Infrastructure strengthened to support Agriculture Extension activities.	31.03.2018	Preparation of Estimates and Tender process may delay implementation
Sub Total of Crop Production Management			**3498808.00**				
2	**CAPITAL INVESTMENT AND FARM MECHANISATION**						
26	Dev. of Infra. for Post-Harvest Management	To arrest the post harvest losses in a bid to achieve greater food security	673800.00	Construction of 920nos. of Concrete drying Platform-cum-Threshing Floor	Post harvest loss reduced	31.03.2018	Tender process and infrastructure building may be delayed.
29	Popularisation of Agriculture Implements	To enhance farm mechanization among the resource poor farmers providing assistance in form of subsidy on purchase of agriculture implements and machineries. Also to	2650000.00	Subsidy sale of 2000 nos. of tractors,7948 nos. of power tillers, 450 nos.of reapers, 1014 transplanters, 5325 rotavators, 2551 nos. of power threshers, 2200 power operated implements, 3222 splecial power operated implements, 1200 nos. of post harvest machinery,49 unit of lesser leveller, 443 no. of combines, 16600 pumpsets, 18996 nos. of manual / bullock drawn implements and mechanised line transplaing in16,000 Ha.	i) Enhanced farm Mechanisation among resource poor farmers ii) Increased margin of profit. iii) Reduced drudgery associated with farm labour. iv) Problem of farm labour shortage is overcome during peak periods of demand.	31.03.2018	i) Lack of adequate options on region specific and efficient machinery for different agricultural operations. ii) Poor servise back up iii) Distress Resale of the equipments. iv) Lack of adequate operational knowledge about equipments.

Sl. No	Name of Scheme/ Programme	Objective	Outlay for 2017-18	Quantifiable/ Deliverables Physical outputs	Project Outcomes	Process / Timelines	Remarks/ Risk Factors
30	Subsidy under Agriculture Policy (CIS)	To promote establishment of agri entrepreneurship	827392.00	Extending Capital Investment subsidy of ₹ 82.74 Crores for Establishment of Commercial Agri-Enterprises/ Agro Service Centers	Promotion of agri-entrepreneurship, enhanced farm income and farmers socioeconomic development	31.03.2018	i) Lack of state of the art infrastructure. ii) Competition at global level iii) availability of skilled workforce at right wages. iv) Demand for the product may vary.
Total of Capital Investment & Farm Mechanisation			**4151192.00**				
3	**TRAINING AND CAPACITY BUILDING OF AGRICULTURE**						
33	Refresher's Training for Extension Functionaries	To provide inservice training to the extension officers	5000.00	To conduct 28 in-service Training Programme in side the state and 4 nos. of exposure visits to outside the State	To update the knowledge of extension personnel for dissemination of lastest production technology among the farmers.	31.03.2018	
34	Intensive Extension Campaign on Agriculture	Intensive awreness campaigns on Schemes, Technologies through various mass media.	35000.00	Krishi Samparka Mela, District Mahotsava, Television & Radio Programme, Agri based Folk cultural Programme, Publications, Hoardings etc	Greater awareness of farmer clientale on Agril. programme	31.03.2018	
36	Certification of Agriculture programme (New Component)	To impart Skill Development Training for self employment	10000.00	Capacity Building of farmers through Skill training	Skill of farmers and unemployed youth upgraded	31.03.2018	
	Total of Training and Capacity Building of Agriculture		50000.00				

Sl. No	Name of Scheme/ Programme	Objective	Outlay for 2017-18	Quantifiable/ Deliverables Physical outputs	Project Outcomes	Process / Timelines	Remarks/ Risk Factors
37	JALANIDHI under RIDF	Enhancing irrigation potential through eshablishment of Private Lift Irrigation Points	1603000.00	a) JALANIDHI-I: Establishment of 2975 nos. of Shallow Tube Well (STW), 12300 nos. of bore wells , JALANIDHI-II Establishment of 800 nos. of cluster shallow tube wells and 900 nos. of cluster RLP and supply of 500 nos. of Solar SPV 3 HP Pumps.	Irrigation potential to be created for 34000 hectares	31.03.2018	i) Depleting water table ii) Cases of failure iii) Other schemes offering better subsidy iv) Saline ingression
38	Sustainable harnessing of Ground Water in Water Deficit Areas	Enhancing irrigation potential through eshablishment of Lift Irrigation Points	5400000.00	Establishment of 17,000 nos. of cluster bore wells	Creation of additional potential of 85,000 hectares.	31.03.2018	To be implemented by DOWR
39	Biju Krushak Kalyan Yojana	Providing Health Insurance to farm Families.	881100.00	Coverage of 57.64 lakh farm families under health insurance through Biju Krushak Kalyan Yojana	Health Insurance coverage to the farm families of the state.	30.03.2018	The funds will be utilised for payment of premiums in favour of the farm families.
	Information, Education &		5000.00	Infrastructure development for online monitoring of different schemes operating in the State.	Help in dissemination of latest production technology among the farmers.	30.03.2018	High speed intenet facilities required through out the State.
	SUB-TOTAL (AGRICULTURE)		**15589100.00**				
1	Strengthening of School of Horticulture	To facilitate in services gardener training as well as training of youths on horticulture to upgrade knowledge, skill and attitude	50000	Preservation of heritage buildings	Conservation of School of Horticulture, Khurda as a heritage site	31.03.2018	Works will be taken up through e-tendering
2	Input Subsidy	To utilise backyard space, supplement nutritional security of the rural households and support the vegetable growers.	15000	Sale of Planting material at subsidized Rate and establishment of Single line trellis. It is proposed to distribute 585026 Nos. fruit seedlings and construction of 4650 Single line trellis	Combat mal-nutrition of rural house hold through availability of nutritious foods. Help the Vegetable grower to increase Production, Productivity with less cost.	31.03.2018	Proper care of Quality Planting Materials & involvement of Beneficiaries

Sl. No	Name of Scheme/ Programme	Objective	Outlay for 2017-18	Quantifiable/ Deliverables Physical outputs	Project Outcomes	Process / Timelines	Remarks/ Risk Factors
3	Devt. of Potato, Vegetable & Spices	To replace the old traditional verities having low productivity with improved and high yielding varieties	60000	Distribution of 412.5 Qtl Onion seeds during Rabi season and 49 quital during Kharif season	To increase area production and productivity of onion	31.03.2018	i)Timely non-availability of s eeds ii) Lack of infrastructure for storage of onion at the farmers' level
4	Horticulture Prog. for Non-Hort. Mission Districts	To provide the subsidy to the Six districts for Are Expansion programme which are not covered in the National Horticulture Mission Programme.	10000	Providing subsidy to the farmers as per the NHM norms for cultivation of 325 Ha under fruit plantations, 72 Ha under marigold adn 90 Ha under vegetables	To increase area, production and productivity of fruit , flowers and vegetables crops.	31.03.2018	Timely non availability of the Planting material.
5	Estt./ Revival of Block level Nurseries	To strengthen/establish new nurseries at the Block level to ensure availability of quality planting materials to the farmers at the Block Headquarters.	20000	40 nos. Block lavel Nursery are to be established/ revived.	Increase availability of quality planting materials at block levels	31.03.2018	Delay in land acquisition and project implementation
7	Intercropping of Fruit Orchards	To utilise interspace in the fruit orchard	1	Token	Additional income to the farmers during gestation period	31.03.2018	Token provision
8	Special Crop Specific Scheme Floriculture	To achieve self sufficiency in floriculture besides generation of revenue for the farmers.	1	Token provision		31.03.2018	Token provision
9	Special Crop Specific Scheme Coconut	To meet the growing demand of our State besides increasing farm income of growers	25000	Area expansion programme to be taken up 833 Ha.	To increase area, production and productivity	31.03.2018	i) Timely non availability of QPM. ii)Proper guidance from filed staffs on plant protection.
10	Special Crop Specific Scheme Banana	To make the State self sufficient in banana production and generate income for the farmers	1	Cultivation of T.C. Banana G9/Bantal/ Patakapura/ Champa	To increase area, production and productivity	31.03.2018	Token provision
11	Special Crop Specific Scheme Betel Vine	To increase Production, Productivity of Betel Leaf and to help the farmer during the initial investment.	10000	Establishment of 250 new Boroj	To increase Production, Productivity of Betel Leaf and increase the income of farmer.	31.03.2018	Availability of planting material and willingness of farmer

Sl. No	Name of Scheme/ Programme	Objective	Outlay for 2017-18	Quantifiable/ Deliverables Physical outputs	Project Outcomes	Process / Timelines	Remarks/ Risk Factors
12	Organic Farming	To use the organic material for fruit and Crops and to certify the organically produced material.	3	Token		31.03.2018	Token provision
13	Sate Potato Mission	To make the state self-sufficient in Potato Production as well as availability of potato. Emphasis to increase area, production of table potato, production of seed Potato and establish cold storage.	200000	Provision of electricity tariff subsidy and establishment of cold store.	To make the sate self sufficient in potato production and storage	31.03.2018	Crop diversification and availability of raw material for storage.
15	Horticulture Mission Plus	State Govt. is providing top up subsidy over and above the NHM subsidy provided by Central Govt. in the area of Protected cultivation, Mechanization, post harvest management, Establishment of marketing Infrastructure.	100000	Top up subsidy for 1540Ha.under protected cultivation, 240 ha under floriculture, 64 nos. under post harvest management & 11 nos. under Marketing Infrastructure.	The farmers will adopt more & more Modern technology	31.03.2018	Success of the Scheme depend up on Success in NHM.
18	Establishment of a floriculture Market	To promote marketing of floriculture in the State	100000	Establishment of a floriculture market in the State.	Increase the income of the flowers farmers and farmers can sale the flowers easily.	31.03.2018	Success depends on numbers of buyer reaching to the market yard
	State Incentive for Micro Irrigation	To promote micro irrigation such as sprinkler, drip irrigation in horticultural crops	99500	To promote micro irrigation over an area of 13917 Ha.	To increase water use efficiency	31.03.2018	The contribution of farmers' has been which prohibit the farmers to adopt micro irrigation
	SUB TOTAL (HORTICULTURE)		**689506.00**				
1	IWMP-other operational cost	Enhancing the capacities of the districts in fund absorption that would result in getting more funds from GoI.	65000	Contractual engagement of CBT @ 1 person in 26 districts & LST @ 2 persons in 272 IWMP Clusters,Cost towards Operational cost of 26 PD office & 272 PIA office.	Manpower support for smooth implementation of IWMP programme.	Ongoing	

Sl. No	Name of Scheme/ Programme	Objective	Outlay for 2017-18	Quantifiable/ Deliverables Physical outputs	Project Outcomes	Process / Timelines	Remarks/ Risk Factors
	Others						
1	Grant-in-Aid to OUAT	Conducting research on 50 All India Coordinated Projects for improvement of various crops and disbursement of salaries for the employees of OUAT.	109930	Conducting research on 50 All India Coordinated Projects for improvement of various crops and disbursement of salaries for the employees of OUAT.	Development of suitable varieties, package of practices for the various crops grown by the farmers of the State.	Ongoing	
2	Infrastructure Development for Veterinary Science College, other colleges	Development of infrastructure for veterinary colleges and other colleges of OUAT	112409	Development of infrastructure for veterinary colleges and other colleges	Development of infrastructure for providing suitable environment to the study for research and study.	Ongoing	
3	Grant to OUAT for Non salary components	Development of infrastructure for hostels of OUAT and establishment of new agro polytechnics	25000	Development of infrastructure for hostels of OUAT and establishment of 10 new agro polytechnics	Development of skilled manpower in the State.	Ongoing	
	SUB-TOTAL(OTHER)		**16590945.00**				
CENTRALLY SPONSORED SCHEMES							
1	National Food Security Mission	To enhance production and productivity of Rice and Pulse crops in selected districts of the state in Mission Mode. • Restoring soil fertility and productivity at the individual farm level; • Creation of employment opportunities; and • Enhancing farm income.	1455191	Conducting demonstration and trainings on rice in 8 nos. districts and conducting demonstrations and training on pulses in 30 districts of the State.	Enhancement of food grain and commercial crops production.	Entire year upto 31.03.2018	(i) Non availability of adequate quantity of seed varieties released with in 10 years.

Sl. No	Name of Scheme/ Programme	Objective	Outlay for 2017-18	Quantifiable/ Deliverables Physical outputs	Project Outcomes	Process / Timelines	Remarks/ Risk Factors
		NFSM-Rice : To increase the production and productivity of 8 identified Districts of the State.		Cluster demonstrations on line Transplanting in 25,000 Ha., SRI in 10,000Ha., DSR in 5,000 Ha., cropping system based demonstrations in 10,000 Ha., distribution of certified paddy (less than 10 years old seeds-20,000 quintals, micro-nutrients - 60,000 Ha., plant protection chemicals & bio-agents-60,000 Ha., weedicides- 40,000 Ha., supply of cononweeders-1,000 nos., manual sprayers -400 nos., power sprayer-5,000 nos., power weeder-200 nos., paddy threshers -500 nos., rotavator-500 nos., self propelled paddy transplanter-200 nos., pumpset-5,000 nos., cropping system based training -200 nos.	(i) Increase of area under HYVs/ Hybrids. (ii) Factor productivity of agri-inputs-enhancement. (iii) Farmers' Capacity building. (iv) Increased rice production and productivity. (v) Increase farm income.	31.03.2018	(i) Occurrence of Natural Calamities. (ii) Abberant & Uneven distribution of Monsoon. (iii) Inadequate Crop Insurance. (iv) Lack of suitable MSP and Procurement arrangement.
		NFSM-Pulses : To enhance the area, yield and production of pulses in all 30 districts of the State.		HYV Seeds (less than 10 years old varieties)-10,000 qtls., cluster demonstration including intercropping-15,000 ha, cropping system based demonstration-500 Ha., micro nutrient-40,000 Ha., gypsum-20,000 Ha., rhizobium culture / PSB / mycorrhza-20,000 Ha., distribution of plant protection chemicals -30,000 Ha., weedicides-30,000 Ha., manual sprayer-3,000 nos., power sprayer-15,000 nos., rotavator-500 nos., zero till seed dril-100 nos., distribution of sprinkler sets-2,000 sets, mobile rainguns-60 nos., incentive for pumpset-500 nos., HPDE/PVC pipes-5.70 lakh metre, cropping system based trainings-150 nos. etc.	Increase in pulse production and productivity	Entire year upto 31.03.2018	Grown under marginal condition with low input use by the farmers.

Sl. No	Name of Scheme/ Programme	Objective	Outlay for 2017-18	Quantifiable/ Deliverables Physical outputs	Project Outcomes	Process / Timelines	Remarks/ Risk Factors
		NFSM-Coarse Cereals : To enhance the area, yield and production of coarse cereals in the State.		Demonstration on improved package of practices for Maize in 5,000 Ha and Ragi in 1,000 Ha.	i) Increase of area under HYVs. ii) Farmers' capacity building. iii) Enhance production and productivity iv) Increase farm income	Entire year upto 31.03.2018	i) Long dry spe lls. ii) lack of Appropriate market intervention
		NFSM-Commercial Crops: To enhance the area, yield and production of commercial crops in the State.		Cotton: FLD on Integrated crop management-788Ha., FLD on intercropping-789 Ha., trial on high density planting system-28 Ha.,	Increase coverage (especially in drought prone high lands), production and productivity. Enhance farm income, scope for ancillary agro-based industries and employment opportunities.	Entire year upto 31.03.2018	i) Crop weather situation. Too high rainfall during boll maturing and bursting sta ge. ii) Pest incidence. iii) Inadequate credit facility iv) Inadequate procurement and market support.
				Jute: FLD on production technology in Jute -656Ha., FLD on production technology in Mesta -549 Ha., State level training(jute/ mesta)-6 nos.	Increase in area and production of Jute crop.	Entire year upto 31.03.2018	i) Non availability of quality se eds. ii) In adequate marketing facilities.
				Sugarcane: Demonstration on Intercropping & Single bud chip Tech.-468 Ha., State Level Training for Middle level Agriculture Officers-40 nos., Supply of tissue culture seeding -50,286 nos.	Increase in area and production of Sugarcane crop.	Entire year upto 31.03.2018	
	Total NFSM		**1455191**				

Sl. No	Name of Scheme/ Programme	Objective	Outlay for 2017-18	Quantifiable/ Deliverables Physical outputs	Project Outcomes	Process / Timelines	Remarks/ Risk Factors
National Mission on Oilseeds and Oil Plam (NMOOP)							
2	Mini Mission-I on Oilseeds under NMOOP	To increase production and productivity and to achieve self sufficiency in Oil seeds. To promote crop diversification and to provide focused approach to the programme implementation based on regionally differentiated approach.	146000	Purchase of breeder seeds-550 quintals, production of foundation seeds-4,000qtl., production of certified seeds-13,200 qtl., distribution of certified seeds-11,633 qtls., block demonstration on mustard-3,000 Ha. & sunflower/sesamum-500 Ha., farmers field school (including demonstration on bio-agent)-30 no., farmers' training -300 no., officers training -20 no., distribution of Gypsum -20,000 ha, distribution of manual sprayer-20,000 nos.,supply of biofertilizers-3,500 ha, supply of PP chemicals -30,000 Ha, distribution of sprinkler sets-1500 nos, manual/bullock driven implements-100 nos. etc.	Increase the productivity and production of oilseed crops.	Entire year upto 31.03.2018	(i) Inadequate availability of quality seeds of required varieties. (ii) Natural Calamities. (iii) Widespread pest attack.
3	Mini Mission-II on Oil Palm	Production of edible oil, to increase farm income through oil palm cultivation.	100000	Distribution of planting material for 1616.80 Ha., maintenance of 5489 Ha. of plantations., supply of 47 nos. of diesel pump-set, establishment of 158 nos.of bore wells, 102 nos. of water harvesting structures/ponds/ tanks, intercropping in 2,405 Ha., construction of 141 nos. of vermi compost, Oil palm protective wire mesh in 1339 Ha., supply of 29 unit of ladder, 13 nos. of Oil Palm cutter, 9 nos. of chaff cutter, 1unit of tractor with trolly, conducting 37 nos. of farmers' training 11 nos. of training of extension personnel including input dealers etc.	To increase availability of edible palm oil.	Operated in colaboration with private companies who have signed MoU with the State Govt. Time period for the plantation and maintenance of 3 years.	Inadequate irrigation and infrastructural facility.
	Total NMOOP		**246000**				

Sl. No	Name of Scheme/ Programme	Objective	Outlay for 2017-18	Quantifiable/ Deliverables Physical outputs	Project Outcomes	Process / Timelines	Remarks/ Risk Factors
National Mission on Sustainable Agriculture (NMSA)							
5	Soil Health Management (SHM)	Facilitating and promoting Integrated Nutrient Management (INM) through judicious use of chemical fertilizers, including secondary and micro nutrients in conjunction with organic manures and bio-fertilizers, for improving soil health and its productivity.	2	Token provision	Maintenance of Soil Health and Fertility management for sustainable crop production	30.03.2018	Only token provision
6	Soil Health Card of NMSA	Facilitating and promoting Integrated Nutrient Management (INM) through judicious use of chemical fertilizers, including secondary and micro nutrients, in conjunction with organic manures and bio-fertilizers, for improving soil health and its productivity; strengthening soil testing facilities and provide soil test based recommendations to farmers for improving soil fertility and economic return to farmers; improving soil health through green manuring; facilitating and promoting use of soil amendments for reclamation of acidic soils for improving their fertility and crop productivity; promoting use of micro nutrients for improving efficiency of fertilizer use; upgrading the skill and knowledge of STL/ extension staff and farmers and their capacity building through training and demonstration including demonstration on farmers fields regarding benefitazs of balanced	109203	Distribution of 3,34,317 nos. of Soil Health Cards, Financial assistance to 1500 farmers, 4 nos. of training of soil chemists, 100 nos. of farmers training, 4 nos. of line staff training, and 1 ICT.	Maintenance of Soil Health and Fertility management for sustainable crop production	one year	Timely release of funds against the allocation

Sl. No	Name of Scheme/ Programme	Objective	Outlay for 2017-18	Quantifiable/ Deliverables Physical outputs	Project Outcomes	Process / Timelines	Remarks/ Risk Factors
		use of fertilizers; ensuring quality control of fertilizers through strengthening of fertilizer quality control facility including training to enforcement officers of State Governments for effective implementation of "Fertilizer Control Order" and upgrading and setting up of STLs/ Fertilizer Testing Laboratories and various activities for promoting balanced use of fertilizers.					
	Climate Change & Sustainable Agriculture: Monitoring, Modelling & Networking	To promote adaptation and mitigation strategies to combat the impact of climate change on agriculture		i) Research Projects : Conducting research on Varietal Trial for Climate resilient agriculture, Soil water Conservation techniques, Promotion & Establishment of Climate ii) Model Projects Resilient varieties :Development of "Comprehensive Block Development Plan, Validating and revising crop contingency plans at local level in 4 blocks, Reviving promising local vars having reslience and Development of field test and run a community led agro-advisory model in 2 district, iii) Pilot Projects: Installation of2 nos. of AWS & Agromet Observatory, Adopting Cropping systems as per bio-physical conditions in 4 Blocks, iv) Capacity building and Training: Conducting 4 nos. of Training & Demonstration on Climate Change adaptation			

Sl. No	Name of Scheme/ Programme	Objective	Outlay for 2017-18	Quantifiable/ Deliverables Physical outputs	Project Outcomes	Process / Timelines	Remarks/ Risk Factors
		RAD: Integrated farming system intervention under value addition and resource conservation		Integrated Farming System in 8012Ha.,construction of 230 nos. of WHS,31 nos. of community tank, 322 water lifting devices, 589 nos. of vermi compost unit	Development of Integrated farming system and resource conservation		
13	National Horticulture Mission	To provide holistic growth of the horticulture sector through area based strategies which include research, technology promotion, extension, post harvest management, processing and marketing, in consonance with comparative advantage of each region.	1020400	Nursery Establishment - 15 ha., Setting up / Strengthening of TC Unit - 1 no. ,Area Expansion of Fruits & Maintenance - 14001.7 ha., Area Expansion of Hybrid Vegetable - 2500 ha., Estt. of Mushroom unit - 27 nos. Area Expansion of Flowers - 410 ha. Area Expansion of Spices - 1005 ha., Area Expansion of Aromatic Plants - 50 ha., Plantation Crops - Cashew - 2500 ha., Rejuvenation - 250 ha., Green house Structure - 17.35 ha. Plastic Mulching - 1200 ha, Shadenet House - 8 ha., Anti Bird / Anti hail / Plastic Tunnel / Walk in Tunnel - 2.10 ha., Cost of Pl. material under Protected Structure - 16 ha., Promotion of IPM / INM - 1500 ha., Honey Bee - 662 nos. Horticulture Mechanization - 293 nos. HRD - Trainings & Exposure Visit - 9209 nos, Post Harvest Management & Marketing Infrastructure -1662 nos., Mission Management - Shows & Seminars - 78 nos. Estt. of Regional Coconut Nursery: Production of coconut seedlings 100000 nos. Integrated Farming in Coconut Holding: 2nd year maintenance 50 ha.	Horizontal and vertical increase in fruit, flower, spices crop. Increase the production of honey, mushroom. Promotion of protected cultivation. Creation of marketing & post harvest facility. Increase in availability of planting material, capacity building of different stake holders of Horticulture.	Entire year upto 31.03.2018	i) Shortage of adequate field staff ii) Delay in Bank Finance iii) Delay in receipt of funds from GoI. iv) Programme and planning depend upon decision of GoI which sometimes get delayed.

Sl. No	Name of Scheme/ Programme	Objective	Outlay for 2017-18	Quantifiable/ Deliverables Physical outputs	Project Outcomes	Process / Timelines	Remarks/ Risk Factors
14	IWMP -Pradhan Mantri Krishi Sinchayee Yojana Watershed De velopment(IW MP)	Effective implementation of runoff water and improve soil and moisture conservation activities such as ridge area treatment, drainage line treatment, rain water harvesting, insitu moisture conservation and other allied activities in watershed areas.	1552000	1.30 lakh Ha. of area to be treated , creation of 5170 nos. of irrigation structures (WHS,DW, Farm Pond, LBCD, Earthen check dam etc.), 800 Ha. of area to be brought under plantation and 8,000 Ha. under land development, field bonding, contour trench etc.	Prevention of soil run off, regeneration of natural vegetation, rainwater harvesting, recharge of ground water table, increase in income and crop production & productivity.	Community	Delay in release of funds / natural calamities.
15	RKVY	The broad objective of RKVY is to increase pubic investment to achieve 4% annual growth in agriculture and allied sectors by ensuring a holistic development of Agriculture and allied sectors.	7075504	Various projects are being implemented with respective components. 4% of growth in agriculture and allied sectors.	(i) Enhance production and productivity of crops. (ii) Bottom up planning process. (iii) Convergence of developmental initiatives. (iv) Enhance Farm income. (v) 4% Growth in Agriculture Sector.	1 to 5 years	Timely release of funds against the allocation
16	World Bank Assisted Niranchal Project	Improve water management outcome through adoption of innovative & scientific approach through towards rainfed agriculture.	398800	Strengthening of GIS Digital Library, adoption of R&D and technology transfer, institutional strengthening at State level & field level. project coordination and management, monitoring and evaluation in 26 districts.	Improve water management system	one year	Timely release of funds against the allocation
17	Paramparagat Krishi Vikas Yojana	To support and promote organic farming through adoption of organic village in cluster approach and PGS certification, thereby improving soil health.	114600	Promotion of organic farming in 120 clusters	Soil Health maintained. This will encourage farmers to adopt eco-friendly concept of cultivation and reduce their dependence on fertilizers and agricultural chemicals to improve yields.	30.03.2018	Timely release of funds against the allocation

Sl. No	Name of Scheme/ Programme	Objective	Outlay for 2017-18	Quantifiable/ Deliverables Physical outputs	Project Outcomes	Process / Timelines	Remarks/ Risk Factors
18	Pradhan Mantri Krishi Sinchayee Yojana per drop more crop	To increase the productivity level by adoption of innovative modern scientific and latest technique of water management practices	2500000	Micro Irrigation-13917ha., Construction of 2620 nos. of irrigation structures (Water Harvesting Structures, Diversion Weir, Farm Ponds etc.)	To increase water use efficiency and to bring more area under irrigation.	30.03.2018	Timely release of funds against the allocation
19	Accessible India Campaign (Sugamya Bharat Abhiyan)	To develop a multi-pronged strategy for the campaign with key components as leadership endorsements of the campaign, mass awareness, capacity building through workshops, interventions (legal frame-work, technology solutions, resource generation, etc. and leverage corporate sector efforts in a Public-Private Partnership.	10000	A multi-pronged strategy will be adopted for the campaign with key components as (a) leadership endorsements of the campaign, (b) mass awareness, (c) capacity building through workshops, (d) interventions (legal frame-work, technology solutions, resource generation, etc. and (e) leverage corporate sector efforts in a Public-Private Partnership.		30.03.2018	Timely release of funds against the allocation
	Global Envoronmental Facilities Project		2500	protection of the global environment and to promote environmental sustainable development.	Focuses on biodiversity, climate change (mitigation and adaptation), chemicals, international waters, land degradation, sustainable forest management/ REDD+, Ozone layer depletion	30.03.2018	Timely release of funds against the allocation
Sub -Total (CSS)			**17000000**				
Grand Total			**33590945**				

Annexure- I

TABLE-2
OUTCOME BUDEGET 2017-18
(PROGRAMME EXEPNDITURE)

Sl. No	Name of Scheme/ Programme	Objective of the scheme	Projected Outlay (in TRS)		Quantifiable/ Deliverables Physical outputs				Projected Outcomes	Process / Timelines	Remark/ Risk Factor
					Component	Unit	Programme				
			2018-19	2019-20			2018-19	2019-20			
STATE PLAN SCHEMES											
1	**CROP PRODUCTION MANAGEMENT**										
A	**Input Management**										
1	Input Subsidy on Seeds,Fert,Bio-fert, Insecticides, Bio-Pesticides etc.	To provide inputs at subsidized rates in the event of natural calamities or pests and disease incidence, (Supply of seeds, fertilizers, pesticides and plant protection	555000.00	616100.00	Direct transfer of Input Subsidy on Seeds, Fert ,Bio-fert, Insecticides ,Bio-Pesticides etc.	TRS	555000.00	616100.00	i) Increased Seed Replacement Rate. ii) Enhanced production up to 15 to 20% iii) Enhanced farm income	31.03.2020	i) Availability of Quality seeds at cheaper price than O SSC. ii) Un-availability of specific varieties of crop seeds in adequate quantities iii) Occurrence of natural calamities iv) Spurious seed chains.
2	Interest free loan for procurement of Seeds to OSSC Ltd.	To provide interest free loan to OSSC for procurement and prepositioning of Quality Seeds	600000.00	600000.00	Interest free loan for procurement of Seeds to OSSC Ltd.	TRS	600000.00	600000.00	Prepositioning of seeds made possible.	31.3.2020	Quality seeds of appropriate varieties may not be available
3	Interest free loan for procurement of Seeds to OSCDC Ltd.	To provide interest free loan to OSCDC for procurement and prepositioning of Quality Seeds	100000.00	100000.00	Interest free loan for procurement of Seeds to OSCDC Ltd.	TRS	100000.00	100000.00	Prepositioning of seeds made possible.	31.3.2020	Quality seeds of appropriate varieties may not be available

Sl. No	Name of Scheme/ Programme	Objective of the scheme	Projected Outlay (in TRS)		Quantifiable/ Deliverables Physical outputs				Projected Outcomes	Process / Timelines	Remark/ Risk Factor
					Component	Unit	Programme				
			2018-19	2019-20			2018-19	2019-20			
4	nterest free loan for procurement of Seeds to OAIC Ltd.	To provide interest free loan to OAIC for procurement and prepositioning of Quality Seeds	300000.00	300000.00	Interest free loan for procurement of Seeds to OAIC Ltd.	TRS	300000.00	300000.00	Prepositioning of seeds made possible.	31.3.2020	Quality seeds of appropriate varieties may not be available
5	Interest free loan for procurement of Fertilizers to OSCMF Ltd.	To Provide Interest free loan to MARKFED for procurement of Fertilizers and preposition them for supply during peak seasons.	750000.00	750000.00	Interest free loan for procurement of Fertilizers to OSCMF Ltd.	TRS	750000.00	750000.00	Fertilizer prepositioned and black marketing avoided during peak demand period	31.03.2020	Fertilizer is likely detoriorate by storage. Appropriate storage facility may not be available at all places. More storage space required.
6	Interest free loan for procurement of Fertilizers to OAIC Ltd.	To Provide Interest free loan to OAIC for procurement of Fertilizers and preposition them for supply during peak seasons.	250000.00	250000.00	Interest free loan for procurement of Fertilizers to OAIC Ltd.	TRS	250000.00	250000.00	Fertiliser prepositioned and black marketing avoided during peak demand period	31.03.2020	Fertilizer is likely deteriorate by storage. Appropriate storage facility may not be available at all places. More storage space required.
7	Share Capital for OAIC Ltd	To provide financial assistance to OAIC	1.00	1.00							Token provision
8	Grant to State fertilizer Procurement Agencies	To provide grants to fertilizer procurement agencies for meeting transport and other incidental expenses.	55500.00	61600.00	Grant to State fertilizer Procurement Agencies	TRS	55500.00	61600.00	Procurement and supply of fertilizers becomes possible within the declared retail price.	31.03.2020	

Sl. No	Name of Scheme/ Programme	Objective of the scheme	Projected Outlay (in TRS)		Quantifiable/ Deliverables Physical outputs				Projected Outcomes	Process / Timelines	Remark/ Risk Factor
			2018-19	2019-20	Component	Unit	Programme 2018-19	Programme 2019-20			
B	**Promotion of Agronomic Packages**										
9	Promotion of SRI	To promote SRI through technology Demonstration	1.00	1.00	Providing incentives for adopting SRI	Ha.					Token provision
10	Promotion of Improved Agronomic Package of Practices	To demonstrate and popularize improved agronomic packages.	119000.00	142500.00	Line sowing/ Line transplanting in Paddy	Ha.	40000	44000	Increased adoption of line showing. Increased adoption of seed treatment.	31.03.2020	After withdrawal of incentives the adoption may not continue.
					Promotion of green manuring & seed production of Dhanicha	Ha.	14000	15400			
					Seed Treatment Campaign	Ha.	314000	439600			
11	Promotion of Integrated Farming	To popularize Integrated Farming.	13300.00	14800.00	Promotion of Integrated Farming	Units.	133	148	Increase in numbers of Integrated farms and farm income.	31.03.2020	Farm has to seek multi-disciplinary advise and management would be little more complicated.
12	Promotion of Integrated Farming in Tribal Areas	To popularise Integrated Farming in tribal areas.	38600.00	42800.00	Promotion of Integrated Farming in Tribal Areas	TRS	38600.00	42800.00	Enhanced livelihood options.	31.03.2020	
13	Technology Mission on Sugarcane Development	To popularize new cultivars by multiplying breeder and foundation level planting materials. Improvement in methods of planting and grant of subsidy on improved implements etc.	25700.00	28500.00	Sustainable Sugarcane Initiative	Ha.	302	442	Increased coverage and production of sugarcane.	31.03.2020	Availability of quality Seed canes of HYVs
					Ratoon Management Demonstration	Ha.	676	676			
					Creation of Seed cane hubs in Sugarcane growing areas	Ha.	60	60			

Sl. No	Name of Scheme/ Programme	Objective of the scheme	Projected Outlay (in TRS)		Quantifiable/ Deliverables Physical outputs				Projected Outcomes	Process / Timelines	Remark/ Risk Factor
					Component	Unit	Programme				
			2018-19	2019-20			2018-19	2019-20			
					Onsite three days training to seed cane growers	No.	60	60			
					Farmer Scientist & Extn. functionary Interface	No.	3	3			
					Production Incentive to cane growers	Ha.	1200	1200			
14	Technology Mission on Oilseeds & Pulses	To promote improved technologies in a mission mode for enhancing oilseeds production and To bring traditional pulse pockets under scientific package of practices with dissemination of improved technical knowhow.	1.00	1.00							Only Token Provision made
15	Technology Mission on Jute & Mesta	To assist farmers to establish retting tanks for production of quality Jute & Mesta fibre.	1.00	1.00						31.03.2020	Only Token Provision made
16	Development of agriculture in collaboration with International Institutions	To enrich the production technology available and their transfer to farmers in collaboration with national and international Institutions.	175800.00	154100.00	Increasing productivity of rice-based cropping systems and farmers' income in Odisha	TRS	175800.00	154100.00	Better technology adoption. Greater harvest and availability of expert advice.	31.03.2020	2 year of the project continuing in collaboration with International Rice Research Institute.

Sl. No	Name of Scheme/ Programme	Objective of the scheme	Projected Outlay (in TRS)		Quantifiable/ Deliverables Physical outputs				Projected Outcomes	Process / Timelines	Remark/ Risk Factor
					Component	Unit	Programme				
			2018-19	2019-20			2018-19	2019-20			
17	Special Programme for Millets in tribal areas of Odisha	To enhance food & nutritional security and economical upliftment of tribal households in Odisha	124100.00	124100.00	Promotion of Millets in tribal areas	Ha.	124100.00	124100.00	Enhanced millet production and increase food and nutritional security of the tribals through economic upliftment.	31.03.2020	Being Implemented in collaboration with NCDS and consortioum of NGOs.
C	**Plant Protection and Soil Health**										
18	Management of Acid Soils	To facilitate Treatment of Acidic Soils	1.00	1.00							Only Token Provision made
19	Organic Farming	To encourage organic farming.	1.00	1.00							Only Token Provision made
20	Operationalisation of Soil Testing and Quality Control Labs	To consolidate the soil testing and quality enforcement measures through strengthening our built-in facilities	1.00	1.00							Only Token Provision made
21	Promotion of need based Plant Protection	To encourage need based Plant Protection in line with Integrated Pest Management.	11100.00	12300.00	Promotion of need based Plant Protection	TRS	11100.00	12300.00	Pest & diseases in crop palnts are kept under control. Enhanced production.	31.03.2020	

Sl. No	Name of Scheme/ Programme	Objective of the scheme	Projected Outlay (in TRS)		Quantifiable/ Deliverables Physical outputs				Projected Outcomes	Process / Timelines	Remark/ Risk Factor
					Component	Unit	Programme				
			2018-19	2019-20			2018-19	2019-20			
22	Management of Soil Health	To upkeep the soil health for sustainable crop production	33000.00	36300.00	Operationalization of Soil Testing Labs.	No.	19	19	Soil Health is maintained and remains productive for longer period	31.03.2020	
					Operationalization of Mobile STLs	No.	17	17			
					Operationalization of Fertilizer Quality Contol Lab	No.	3	3			
D	**Development of Departmental Infrastructure**										
23	Development of Agricultural Farms	Infrastructure Strengthening and devlopment of departmental farms engaged in seed production	55500.00	61600.00	Development of Agricultural Farms	No.	57	57	Enhanced farm Infrastructure to aid quality seed production.	31.03.2020	
24	Strengthening/ Infrastructure Development for Training Research Centres, Labs, Implement Factory etc	Infrastructure Strengthening and devlopment of departmental institutions.	22200.00	24400.00	Strengthening/ Infrastructure Development for Training Research Centres, Labs, Implement Factory etc	TRS	22200.00	24400.00	Infrastructure of training centers, labs and OFMRDC are strengthened.	31.03.2020	
25	Infrastructure Development of Input Sale Centers	To repair and take up infrastructure development of Input Sale Centers / Godowns	11500.00	13200.00	Infrastructure Development of Input Sale Centers/ Godowns	No.	50	60	Improved and smooth quality seed & Agri-input transaction.	31.03.2020	
26	Construction of new Bulidings	Construction of New departmental Buildings etc.	466900.00	536900.00	Farmers Counselling center at Panchayat Level	No.	300	350	Depttl. Infrastructure strengthened to support Agriculture Extension activities.	31.03.2020	Preparation of Estimates and Tender process may delay
Sub Total of Crop Production Management			**3707207.00**	**3869207.00**							

Sl. No	Name of Scheme/ Programme	Objective of the scheme	Projected Outlay (in TRS)		Quantifiable/ Deliverables Physical outputs				Projected Outcomes	Process / Timelines	Remark/ Risk Factor
			2018-19	2019-20	Component	Unit	Programme 2018-19	Programme 2019-20			
2	**CAPITAL INVESTMENT AND FARM MECHANISATION**										
27	Dev. of Infra. for Post-Harvest Management	To arrest the post harvest losses in a bid to achieve greater food security	747900.00	830200.00	Construction of Concrete drying Platform-cum-Threshing Floor	No.	935	1030	Post harvest loss reduced	31.03.2020	
28	Popularisation of Agriculture Implements	To enhance farm mechanization among the resource poor farmers providing assistance in form of subsidy on purchase of agriculture implements and machineries.	2941500.00	3265100.00	Tractor	No.	1000	1000	i) Enhanced farm Mechanisation among resource poor farmers ii) Increased margin of profit. iii) Reduced drudgery associated with farm labour. iv) Problem of farm labour shortage is overcome during peak periods of demand.	31.03.2020	i) Lack of adequate options on region specific and efficient machinery for different agricultural operations. ii) Poor servise back up iii) Distress Resale of the equipments. iv) Lack of adequate operational knowledge about equipments.
					Power Tiller	No.	9200	9720			
					Reaper	No.	500	520			
					Transplanter	No.	1000	1050			
					Rotavator	No.	5020	5270			
					Power Thresher (all types)	No.	2650	2756			
					Power Operated Implements(Seed-cum-Fert.Drill,Zero till seed Drill etc.)	No.	2200	2350			
					Spl. Power Operated Implements						
					Multi crop Thresher (Axial Flow)	No.	3000	3200			
					Bush Cutter, Power Weeder etc.	No.	780	750			
					Post Harvest Machinery	No.	850	890			
					Laser Leveller		38	40			
					Combines	No.	480	500			
					Pumpsets	No.	17500	18300			
					Manual / Bullock drawn Implement	No.	19930	20950			
					Mechanised line transplanting	Ha.	20000	22000			
					Additional Subsidy as top up for other Schemes	TRS	164900.00	348000.00			

Sl. No	Name of Scheme/ Programme	Objective of the scheme	Projected Outlay (in TRS)		Quantifiable/ Deliverables Physical outputs				Projected Outcomes	Process / Timelines	Remark/ Risk Factor
					Component	Unit	Programme				
			2018-19	2019-20			2018-19	2019-20			
29	Subsidy under Ahriculture Policy (CIS)		918400.00	1019400.00	Extending Capital Investment subsidy for Establishment of Commercial Agri-Enterprises/ Agro Service Centers	TRS	918400.00	1019400.00	Promotion of agri entrepreneurship, enhanced farm income and farmers socioeconomic development	31.03.2020	i) Lack of state of the art infrastructure. ii) Competition at global level iii) availability of skilled workforce at right wages. iv) Demand for the product may vary.
Total of Capital Investment & Farm Mechanisation			**4607800.00**	**5114700.00**							
3	**TRAINING AND CAPACITY BUILDING OF AGRICULTURE**										
30	Refresher's Training for Extension Functionaries		12318.00	19415.00	Capacity building-cum-Exposure Visit inside the state	No.	40	40	Capacity built and better implementation of programme	31.03.2020	
					Capacity building-cum-Exposure Visit to outside the state	No.	8	15			
31	Intensive Extension Campaign on Agriculture	Intensive awreness campaigns on Schemes, Technologies through various mass media.	38900.00	43100.00	Krushak Sampark Melas, District Mahostavs, Sate Mahostavs, Krishak Divas, IITF, Adivasi Mela,Television & Radio Programme, Agri based Programme, Publications, Hoardings etc	TRS	38900.00	43100.00	Greater awareness of farmer clientale on Agril. programme	31.03.2020	
32	System Development	To strengthen the networking and other systems for smooth working of the Agriculture Extension Machinery	1.00	1.00		NA	NA	NA	NA		Only Token Provision made
33	Certification of Agriculture programme	To impart Skill Development Training for self employment	11100.00	12300.00	Capacity Building of farmers through Skill training	TRS	11100.00	12300.00	Skill of farmers and unemployed youth upgraded	31.03.2020	

Sl. No	Name of Scheme/ Programme	Objective of the scheme	Projected Outlay (in TRS)		Quantifiable/ Deliverables Physical outputs				Projected Outcomes	Process / Timelines	Remark/ Risk Factor
					Component	Unit	Programme				
			2018-19	2019-20			2018-19	2019-20			
Total of Training and Capacity Building of Agriculture			**62319.00**	**74816.00**							
34	JALANIDHI (Negotiable Loan) RIDF	Enhancing irrigation potential through eshablishment of Private Lift Irrigation Points	1779300.00	1975100.00	*a) JALANIDHI-I*				Irrigation potential to be created for 34000 hectares	31.03.2020	(i) Depleting water table (ii) Cases of failure (iii) Other schemes offering better subsidy (iv) Saline ingression
					Shallow Tube Well (STW)	No.	2900	3045			
					Bore Well (BW)	No.	8640	9072			
					Dug Well (DW)	No.					
					b) JALANIDHI-II						
					i) Cluster STW	No.	895	1000			
					ii) Cluster RLP	No.	1791	2230			
					c)Solar SPV 3HP Pumps	No.	250	250			
					c)Solar SPV 0.5HP Pumps	No.	5000	5000			
35	Sustainable harnessing of Ground Water in Water Deficit Areas	Enhancing irrigation potential through eshablishment of Lift Irrigation Points	5994000.00	6653300.00	Establishment of 17,000 nos. of cluster bore wells				Creation of additional potential of 85,000 hectares.	31.03.2020	To be implemented by DOWR
36	Biju Krushak Kalyan Yojana	Providing Health Insurance to farm Families.	904003.00	931125.00	Biju Krushak Kalyan Yojana: No of family to be covered	Lakh	57.64	57.64	Health Claims of enrolled farm families are met with.	31.03.2020	The funds will be utilised for payment of premiums in favour of the farm families.
Sub Total State Sector (Agriculture)			**17054629.00**	**18618248.00**							
37	Strengthening of School of Horticulture	To facilitate in services gardener training as well as training of youths on horticulture to upgrade knowledge, skill and attitude	30000.00	30000.00	Contruction of Heritage Building	No.	1	1	Conservation of School of Horticulture, Khurda as a heritage site	One year	Works will be taken up through e-tendering

Sl. No	Name of Scheme/ Programme	Objective of the scheme	Projected Outlay (in TRS)		Quantifiable/ Deliverables Physical outputs				Projected Outcomes	Process / Timelines	Remark/ Risk Factor
					Component	Unit	Programme				
			2018-19	2019-20			2018-19	2019-20			
38	Input Subsidy	To utilise backyard space, supplement nutritional security of the rural households and support the vegetable growers.	10000.00	10000.00	Distribution of Planting material	No.	600000	600000	Combat mal-nutrition of rural house hold through availability of nutritious foods. Help the Vegetable grower to increase Production, Productivity with less cost.	One Year	Proper care of Quality Planting Materials & involvement of Beneficiaries
39	Devt. of Potato, Vegetable & Spices	To replace the old traditional verities having low productivity with improved and high yielding varieties	15000.00	15000.00	Supply of Onion seeds (Kharif)	Qtl.	50	50	To increase area production and productivity of onion	31.03.2020	(i)Timely non-availability of seeds (ii) Lack of infrastructure for storage of onion at the farmers' level
					Supply of Onion seeds (Rabi)	Qtl.	450	450			
40	Horticulture Prog. for Non-Hort. Mission Districts	To provide the subsidy to the Six districts for Are Expansion programme which are not covered in the National Horticulture Mission Programme.	10000.00	10000.00	Fruit Plantation	Ha	325	325	To increase area, production and productivity of fruit , flowers and vegetables crops.	31.03.2020	Timely non availability of the Planting material.
					Loose flower Marigold (SF/MF)	Ha.	36	36			
					Loose flower Marigold (Other)	Ha.	36	36			
					Hybrid Vegetable Seed @ Rs. 20,000/-ha.	Ha.	90	90			
41	Estt./ Revival of Block level Nurseries	To strengthen/ establish new nurseries at the Block level to ensure availability of quality planting materials to the farmers at the Block Headquarters.	20000.00	20000.00	Establishment / revival of Nursery	No.	40	40	Increase availability of quality planting materials at block levels	31.03.2020	Delay in land acquisition and project implementation

Sl. No	Name of Scheme/ Programme	Objective of the scheme	Projected Outlay (in TRS)		Quantifiable/ Deliverables Physical outputs				Projected Outcomes	Process / Timelines	Remark/ Risk Factor
					Component	Unit	Programme				
			2018-19	2019-20			2018-19	2019-20			
42	Intercropping of Fruit Orchards	To utilise interspace in the fruit orchard	1.00	1.00	Token						
43	Special Crop Specific Scheme Floriculture	To achieve self sufficiency in floriculture besides generation of revenue for the farmers.	1.00	1.00	Token						
44	Special Crop Specific Scheme Coconut	To meet the growing demand of our State besides increasing farm income of growers	20000.00	20000.00	Area expansion	Ha.	833.33	833.33	To increase area, production and productivity	31.03.2020	(i) Timely non availability of QPM. (ii)Proper guidance from filed staffs on plant protection.
45	Special Crop Specific Scheme Banana	To make the State self sufficient in banana production and generate income for the farmers	1.00	1.00	Token						
46	Special Crop Specific Scheme Betel Vine	To increase Production, Productivity of Betel Leaf and to help the farmer during the initial investment.	10000.00	10000.00	Establishment of new Boroj	No.	250	250	To increase Production, Productivity of Betel Leaf and increase the income of farmer.	31.03.2020	Availability of planting material and willingness of farmer
47	Organic Farming	To use the organic material for fruit and Crops and to certify the organically produced material.	3.00	3.00	Token						

Sl. No	Name of Scheme/ Programme	Objective of the scheme	Projected Outlay (in TRS)		Quantifiable/ Deliverables Physical outputs				Projected Outcomes	Process / Timelines	Remark/ Risk Factor
					Component	Unit	Programme				
			2018-19	2019-20			2018-19	2019-20			
48	Sate Potato Mission	To make the state self-sufficient in Potato Production as well as availability of potato. Emphasis to increase area, production of table potato, production of seed Potato and establish cold storage.	222000.00	246400.00	Construction of new Cold storage				To make the sate self sufficient in potato production and storage	31.03.2020	Crop diversification and availability of raw material for storage.
					Provision for providing Electricity tariff subsidy						
49	Horticulture Mission Plus	State Govt. is providing top up subsidy over and above the NHM subsidy provided by Central Govt. in the area of Protected cultivation, Mechanization, post harvest management, Establishment of marketing Infrastructure.	111000	123200	Top up subsidy for protected cultivation, post harvest management & Marketing Infrastructure.				The farmers will adopt more & more Morden technology	31.03.2020	Success of the Scheme depend up on Success in NHM.
50	Establishment of a floriculture Market	To promote marketing of floriculture in the State	115000	132300	Establishment of a floriculture market in the State.				Increase the income of the flowers farmers and farmers can sale the flowers easily.	31.03.2020	Success depens on numbers of buyer reaching to the market yard
51	State Incentive for Micro Irrigation	To promote micro irrigation such as sprinkler, drip irrigation in horticultural crops	110400	122600	To promote micro irrigation system in the state				To increase water use efficiency	31.03.2020	The contribution of farmers' has been which prohibit the farmers to adopt micro irrigation
SUB TOTAL (HORTICULTURE)			**673406.00**	**739506.00**							

Sl. No	Name of Scheme/ Programme	Objective of the scheme	Projected Outlay (in TRS)		Quantifiable/ Deliverables Physical outputs				Projected Outcomes	Process / Timelines	Remark/ Risk Factor
					Component	Unit	Programme				
			2018-19	2019-20			2018-19	2019-20			
52	IWMP-other operational cost	Enhancing the capacities of the districts in fund absorption that would result in getting more funds from GoI.	65000.00	65000.00	Contractual engagement of CBT @ 1 person in 26 districts & LST @ 2 persons in 272 IWMP Clusters, Cost towards Operational cost of 26 PD office & 272 PIA office.	No.of districts	26	26			
53	**Agriculture College**		**274500.00**	**304700.00**							
	(i)Grant-in-Aid to OUAT	(i)Conducting research on 50 All Inida Coordinated Projects for improvement of various crops and disbursement of salaries for the employees of OUAT.			Conducting research on 50 All Inida Coordinated Projects for improvement of various crops and disbursement of salaries for the employees of OUAT.						
	(ii) Infrastructure Development for Veterinary Science College, other colleges	(ii) Development of infrastructure for veterinary colleges and other collges of OUAT			Development of infrastructure for veterinary colleges and other collges						
	(ii) Grant to OUAT for Non salary components	Development of infrastructure for hostels of OUAT and establishment of new agro polytechnics			Development of infrastructure for hostels of OUAT and establishment agro polytechnics						
Total State Sector Schemes			**18067535**	**19727454**							

Sl. No	Name of Scheme/ Programme	Objective of the scheme	Projected Outlay (in TRS)		Quantifiable/ Deliverables Physical outputs				Projected Outcomes	Process / Timelines	Remark/ Risk Factor
					Component	Unit	Programme				
			2018-19	2019-20			2018-19	2019-20			
CENTRALLY SPONSORED PLAN SCHEMES (transferred to State Plan)											
A	**National Mission on Oilseeds & Oil Palm (NMOOP)**										
1	Minimission-I of NMOOP (Development of cultivation of vegetable oilseed crops)	To increase the production, productivity and to achieve self sufficiency in oilseeds. To promote crop diversification; and to provide focused approach to the programme implementation based on regionally differentiated approach.	**162060.00**	**179887.00**	Purchase of breeder seeds	Qtl.	1500	1560	(i) Greater quantity of quality seeds used (ii) Area under HYVs increased (iii) Factor productivity of agri-inputs enhanced (iv) Water use efficiency	31.03.2020	(i) Inadequate availability of quality seeds of required varieties (ii) Natural Calamities
					Production of Foundation Seeds	Qtl.	2200	2500			
					Production of Certified Seeds	Qtl.	6000	7000			
					Distribution of Certified Seeds	Qtl	15000	17000			
					Tranfer of Technology						
					Block Demonstration						
					Groundnut	ha	3200	3500			
					Mustard	ha	700	800			
					Sunflower/ Sesamum	ha	1000	1200			
					Farmers Training	No.	170	180			
					Farmer Field School (including Demonstration of Bio-agents)	No.	28	30			
					Officer's Training	Nos.	30	30			
					Exposure visit outside the State	Grp	6	7			
					Mission Management Expenses	TRS	1460.00	1620.00			

Sl. No	Name of Scheme/ Programme	Objective of the scheme	Projected Outlay (in TRS)		Quantifiable/ Deliverables Physical outputs				Projected Outcomes	Process / Timelines	Remark/ Risk Factor
			2018-19	2019-20	Component	Unit	Programme 2018-19	Programme 2019-20			
					Flexifunds	TRS	14600.00	12000.00			
					Production Inputs						
					Distribution of Gypsum	ha	9000	9600			
					Mannual Sprayers	Nos.	8700	9000			
					Power Sprayer	Nos.	2800	3003			
					Supply of PP Chemicals	ha	5000	6000			
					Farm Implements						
					Distribution of Sprinkler Set	No.	1000	1200			
B	**National Mission for Sustainable Agriculture**										
2	***Soil Health Management (SHM) of NMSA***	Facilitating and promoting Integrated Nutrient Management (INM), strengthening soil testing facilities and provide soil test based recommendations to farmers through Soil Health Card, promoting green manuring; facilitating and promoting organic farming; ensuring quality control of fertilizers through strengthening of fertilizer quality control facility, upgrading and setting up of STLs/ Fertilizer Testing Laboratories and various activities for promoting balanced use of fertilizers.	2.00	2.00					Maintenance of Soil Health and Fertility management for sustainable crop production		Only Token Provision Made
3	**Soil Health Card**		**121215.00**	**134550.00**	Soil Health Card	No.	335885	335885		31.03.2020	
					Financial Assistance to Farmers	No.	5782	11100			
					Caimpaign Mode	No.	150	150			
					ICT	No.	1	1			
					Mission Management Expenses	TRS	1102.00	1141.50			

Sl. No	Name of Scheme/ Programme	Objective of the scheme	Projected Outlay (in TRS)		Quantifiable/ Deliverables Physical outputs				Projected Outcomes	Process / Timelines	Remark/ Risk Factor
					Component	Unit	Programme				
			2018-19	2019-20			2018-19	2019-20			
4	**Climate Change & Sustainable Agriculture: Monitoring, Modelling & Networking**	To promote adaptation and mitigation strategies to combat the impact of climate change on agriculture	**33000.00**	**36000.00**	***i) Research Projects***				Capacity built for adopting to climate change impacts on Agriculture.	31.03.2020	
					Varietal Trial for Climate resilient agriculture		6	6			
					Soil water Conservation techniques	Dist.	4	6			
					Promotion & Establishment of Climate resilient var.	Dist.	6	6			
					ii) Model Projects						
					Develop "Comprehensive Block Development Plan	Block	4	4			
					Validating and revising crop contigency plans at local level	Block	6	8			
					Reviving promising local vars having reslience	Dist.	2	2			
					Develop, field test and run a community led agro-advisory model	Dist.	2	2			
					iii) Pilot Projects						
					Installation of AWS & Agromet Observatory	No.	3	3			
					Adopting Cropping systems as per bio-physical conditions	Block	6	6			
					iv) Capacity building and Training						
					Training & Demonstration on Climate Change adaptation	Nos.	3	3			
5	**Sub Mission on Agro Forestry**	To promote agroforestry as a sustainable and climate resilient technology.	**58000.00**	**65000.00**						31.03.2020	Implemented by Directorate of Hort. & Soil Conservation
Sub Total of NMSA (Agril. Sector)			**212217.00**	**235552.00**							

Sl. No	Name of Scheme/ Programme	Objective of the scheme	Projected Outlay (in TRS)		Quantifiable/ Deliverables Physical outputs				Projected Outcomes	Process / Timelines	Remark/ Risk Factor
			2018-19	2019-20	Component	Unit	Programme 2018-19	Programme 2019-20			
6	**Paramparagat Krishi Vikas Yojana (Agril. Sector)**	To support and promote organic farming through adoption of organic village in cluster approach and PGS Certification, thereby improving soil health.	**305344.15**	**195325.00**	Promoting Organic Farming in cluster approach				Soil Health maintained. This will encourage farmers to adopt eco-friendly concept of cultivation and reduce their dependence on fertilizers and agricultural chemicals to improve yields.	31.03.2022	
					Old Clusters	No.	320	520			
					New Clusters	No.	200	220			
D	**National Mission on Agriculture Extension and Technology**										
7	***Sub Mission on Agriculture Mechanisation***	To promote agriculture mechanization through extending procurement subsidy to farmers on the selected improved farm machineries and equipments and conducting training and demonstrations preparation, establishment of farm machinery banks for custom hiring, High-Tech productive equipment centers etc. Selected village(s) would be adopted for complete mechanization package.	**888000.00**	**985680.00**	i) Fin. Asst. for Procurement of Agril Mach. & Equipment				(i) Increased Use of improved farm machineries (ii) Reduced farm Drudgery and Production cost. (iii) Timely Agricultural Operation (iv) Increased adoption of modern crop husbandry (v) Enhanced production and productivity	31.03.2020	(i) Inadequate subsidy provision (ii) On Farm injuries relating to mechanized farm activity (iii) Lack of adquate Credit support. (iv) Lack of region specific performance of different machineries v) Inadequate after sales service
					Power Tiller	No.	4783	5300			
					Rotavator	No.	1925	2390			
					Multi crop Thresher (Axial Flow)	No.	950	1090			
					Seed Cum-Fertiliser Drill	No.	1200	1300			
					ii) Establishment of Custom Hiring Center	Unit	430	490			

Sl. No	Name of Scheme/ Programme	Objective of the scheme	Projected Outlay (in TRS)		Quantifiable/ Deliverables Physical outputs				Projected Outcomes	Process / Timelines	Remark/ Risk Factor
					Component	Unit	Programme				
			2018-19	2019-20			2018-19	2019-20			
8	**Sub Mission on Seeds & Planting Material**	Making available quality seeds and planting material to farmers through quality seed production, distribution and quality control besides preservation of valuable germplasms	**222000.00**	**246420.00**	Strengthening of seed farm	No.	3	4	Enhanced quality Seed Production	31.03.2020	
					Seed Storage Godown in farm	No.	9	10			
					Seed Storage structures	No.	11	12			
					Certified Seed Distribution	Qtl.	21087	17998			
					Certified Seed Production	Ha.	6800	7600			
9	**Sub-Mission of Plant Protection and Plant Quarantine**	Assisting activities on Plant protection and taking up quarantine measures at entry points like Airport/ Sea Port etc to protect the state from invasion by unwanted organisms	**4110.00**	**4560.00**	a) Strengthening and Modernisation of Pest Management Approach	TRS	4110.00	4560.00	Pest management and Plant Quarantine achieved	31.03.2020	Lack of international standard quality control lab.
10	**Sub Mission on Agriculture Extension**										
	a) Support to State Extenstion Reforms	The scheme aims at providing decentralized, demand driven and farmer-friendly extension services through active involvement of farmers, subject matter specialists, Non-Government Organizations, Krishi Vigyan Kendras (KVKs), etc. with a bottom-up approach.	**910200.00**	**1010320.00**							Being implemented by IMAGE

Sl. No	Name of Scheme/ Programme	Objective of the scheme	Projected Outlay (in TRS)		Quantifiable/ Deliverables Physical outputs				Projected Outcomes	Process / Timelines	Remark/ Risk Factor
			2018-19	2019-20	Component	Unit	Programme 2018-19	Programme 2019-20			
	b) National e-Governanace Programme	To provide information regarding farm practices, market trends, agricultural and technical know-how and other related services to the farming community	**63660.00**	**51853.00**	Networking with information	TRS	44400.00	49284.00	Agriculture services accessible tofarmers in his locality, through common service delivery outlets and ensure efficiency, transparency & reliability of such services at affordable costs to realise the basic needs of the farmer.	31.03.2020	(i) Authenticity of datum and its processing as per need (ii) Farmers need to to be more e-shavy to remove middle men and access right information at right time.
	Sub-Total of SMAE		**973860.00**	**1062173.00**							
	Sub-Total of NMAE&T		**2087970.00**	**2298833.00**							
E	**National Food Security Mission**										
11	**a) NFSM-Rice**	To enhance production and productivity of Rice and Pulse crops in selected districts of the state in Mission Mode. • Restoring soil fertility and productivity at the individual farm level; • Creation of employment opportunities; and • Enhancing farm level economy (i.e. farm profits) to restore confidence amongst the farmers.	**830250.00**	**921025.00**	i) Cluster Demonstration				Enhanced rice production and productivity	31.03.2020	Natural Calamities.
					a) Line Transplanting	Ha.	30000	30000			
					b) Direct seeded rice	Ha.	5000	12000			
					c) SRI	Ha.	10000	10000			
					d) Stress tyolerant varieties						
					e) Cropping System Based Demonstration	Ha.	12700	14898			
					f) Hybrid Rice Demonstration	Ha					
					ii) Seed Distribution						
					HYV Seeds (less than 10 years old vars)	Qtl.	20000	20000			
					iii) Plant & Soil Protection Management						
					Micronutrients	Ha.	60000	60000			

Sl. No	Name of Scheme/ Programme	Objective of the scheme	Projected Outlay (in TRS)		Quantifiable/ Deliverables Physical outputs				Projected Outcomes	Process / Timelines	Remark/ Risk Factor
					Component	Unit	Programme				
			2018-19	2019-20			2018-19	2019-20			
					Plant Protection Chemicals & Bio agents	Ha.	60000	60000			
					Weedicides	Ha.	40000	40000			
					iv) Resource Conservation Techniques/ Tools						
					Conoweeders	No.	1000	1000			
					Mannual sprayers	No.	9000	12000			
					Power Sprayer	No.	7000	10000			
					Power Weeders	No.	200	200			
					Paddy thresher	No.	500	500			
					Rotavators	No.	500	500			
					Self Propelled paddy Transplanter	No.	200	200			
					v) Incentive for Pumpsets	No.	9870	9870			
					vi) Cropping System based Trainings	No.	200	200			
					vii) Local Initiatives						
12	**b) NFSM-Pulses**	To enhance production and productivity of Pulse Crops.	**722308.00**	**801300.00**	i) Accelerated Crop Production Programme				Expansion of pulse area and increase in pulse production and productivity	31.03.2020	Natuaral calamities. Availability of adequate quality seeds
					a) Intercropping demon.	Ha.	12000	12988			
					b) Cluster Demonstration	Ha.	15000	15000			
					c) Cropping System Based demonstrations	Ha.	20000	25000			
					ii) Distribution of Certified Seeds						
					HYV Seeds (less than 10 years old varieties)	Qtl..	10000	10000			
					iii) Integrated Nutrient Management						
					Micronutrient	Ha.	40000	40000			
					Gypsum	Ha.	20000	20000			
					Bio-fertilizers	Ha.	20000	20000			

Sl. No	Name of Scheme/ Programme	Objective of the scheme	Projected Outlay (in TRS)		Quantifiable/ Deliverables Physical outputs				Projected Outcomes	Process / Timelines	Remark/ Risk Factor
			2018-19	2019-20	Component	Unit	Programme 2018-19	Programme 2019-20			
					iv) Integrated Pest Management (IPM)						
					Distribution of PP Chemical	Ha.	30000	30000			
					Supply of Weedicides	Ha.	30000	30000			
					v) Resource Conservation Technologies/Tools						
					Mannual Sprayers	No.	5180	9990			
					Power Sprayer	No.	12000	12000			
					Zero Till Seed Drill	No.	100	100			
					Rotavators	No.	500	500			
					vi) Efficient Water Application Tools						
					Distribution of Sprinkler Sets	Sets	3000	3000			
					Incentive for Pump Sets	No.	500	500			
					Pipe for carring Water from source to the field						
					50% Cost limited to Rs.50/m for HDPE Pipes	Meter	300000	300000			
					50% Cost limited to Rs.35/m for PVC Pipes	Meter	140000	140000			
					50% Cost limited to Rs.20/m for HDPE Laminated Pipes	Meter	130000	130000			
					Mobile Rain guns	No.	60	60			
					vii) Cropping System based trainings	No.	150	314			
					viii) Local Initiatives (Dal Mill at 50% of Cost)		161	200			

Sl. No	Name of Scheme/ Programme	Objective of the scheme	Projected Outlay (in TRS)		Quantifiable/ Deliverables Physical outputs				Projected Outcomes	Process / Timelines	Remark/ Risk Factor
					Component	Unit	Programme				
			2018-19	2019-20			2018-19	2019-20			
13	**c) NFSM-Coarse Cereals**	To enhance the coverage, production and productivity of Coarse Cereals like Maize & Ragi in the state	35000.00	40000.00	(i) Demonstration of Improved Package of practices of Maize	Hect.	6000	7000	Enhance production and productivity of Ragi and Maize	31.03.2020	Natuaral calamities. Availability of adequate quality seeds
					(i) Demonstration of Improved Package of practices of Ragi	Hect.	1000	1000			
14	**d) NFSM -Commercial crops**	To enhance the coverage, production and productivity of commercial crops like Sugarcane, Jute & Cotton in the state	27742.00	30575.00	***Cotton crop***				Enhance production and productivity of Cotton, Jute and Sugarcane	31.03.2020	Natural Calamities.
					i) FLD on Integrated Crop Management	Ha	861	946			
					ii) FLD on Intercropping (1 hect)	Ha	861	947			
					iii) Trials on High Density Planting System	Ha	32	36			
					Sub-Total						
					Jute						
					i) FLDs on Production Technology in Jute	Ha	668	714			
					ii) FLDs on Production Technology in Mesta	Ha.	549	637			
					iii) State Level Training (Jute/ Mesta)	No.	6	7			
					Sub-Total						
					Sugarcane						
					i) Demonstration on Intercropping & Single bud chip Tech.	Ha.	540	590			
					ii) State Level Training for Middle level Agril Officers	No.	2	2			
	NFSM TOTAL		**1615300.00**	**1792900.00**							

Sl. No	Name of Scheme/ Programme	Objective of the scheme	Projected Outlay (in TRS)		Quantifiable/ Deliverables Physical outputs				Projected Outcomes	Process / Timelines	Remark/ Risk Factor
			2018-19	2019-20	Component	Unit	Programme 2018-19	Programme 2019-20			
15	National Horticulture Mission	To provide holistic growth of the horticulture sector through area based strategies which include research, technology promotion, extension, post harvest management, processing and marketing, in consonance with comparative advantage of each region.	785488	84855	Nursery Establishment	Ha	32		Horizontal and vertical increase in fruit, flower, spices crop. Increase the production of honey,mushroom. Promotion of protected cultivation. Creation of marketing & post harvest facility. Increase in availability of planting material, capacity building of different stake holders of Horticulture.	31.03.2020	i) Shortage of adequate field staff ii) Delay in Bank Finance iii) Delay in receipt of funds from GoI. iv) Programme and planning depend upon decision of GoI which sometimes get delayed.
					Vegetable Seed Production	Ha	148				
					Area Expansion of Fruits & Maintenance	Ha	38361				
					Area Expansion of Hybrid Vegetable	Ha.	5200				
					Estt. Of Mushroom unit	No	28				
					Area Expansion of Flowers	Ha	480				
					Area Expansion of Spices	Ha	2305				
					Area Expansion of Aromatic Plants	Ha	105				
					Plantation Crops - Cashew	Ha	5300				
					Rejuvenation	Ha	575				
					Creation of Water Resources	No.	1033				
					Green house Structure	Ha	14.2				
					Plastic Mulching	Ha	4500				
					Shadenet House	Ha.	17				
					Anti Bird / Anti hail / Plastic Tunnel / Walk in Tunnel	Ha	3.35				
					Cost of Planting material under Protected Structure	Ha	4.8				
					Promotion of IPM / INM	Ha	4200				
					Vemi Compost	No	1025				
					Honey Bee	No.	620				
					Horticulture Mechanisation	No	446				
					HRD - Trainings & Exposure Visit	No.	27081				

Sl. No	Name of Scheme/ Programme	Objective of the scheme	Projected Outlay (in TRS)		Quantifiable/ Deliverables Physical outputs				Projected Outcomes	Process / Timelines	Remark/ Risk Factor
			2018-19	2019-20	Component	Unit	Programme 2018-19	Programme 2019-20			
					Post Harvest Management & Marketing Infrastructure	No	5397				
					Mission Management - Shows & Seminars	No.	202				
	a) Estt. of Regional Coconut Nursery	To cover more area under improved varieties of coconut palms to increase productivity coconut orchards	3200	3200	Production of coconut seedlings	No.	100000				
	b) Integrated Farming in Coconut Holding	To maintained Old and diseased plantation to increase Production and Productivity									
	C) Coconut Palm Insurance	Insurance of Coconut Palm	300	300	29000 Nos. Palm to be insured	No.	29000				
	d). Replanting and Re-Juvenation	To remove the senile plantation, replant and maintained the plantation	16050	16050	Area to be rejuvenated and replanted	Ha	300				
16	NMOOP (Oil Palm)	To increase the Area and Production of Oil Palm	100000	100000	Planting Material :	Ha	1400		To increase availability of edible palm oil.	Operated in collaboration with private companies who have signed MoU with the State Govt. Time period for the plantation and maintenance of 3 years.	Inadequate irrigation and infrastructural facility.
					Maintenance	Ha	7041				
					Diesel pump set:	No	50				
					Nos. Bore well	No.	50				
					Water Harvesting Structure/ Farm Pond	No.	50				
					Inter cropping	Ha	3520				
					Vermi Compost	No.	100				
					Oil Palm Protective Wire Mesh	No.	1400				
					Training of Farmers	No.	20				
					Training of Extension workers/ Officers/ Input dealers	No.	20				

Sl. No	Name of Scheme/ Programme	Objective of the scheme	Projected Outlay (in TRS)		Quantifiable/ Deliverables Physical outputs				Projected Outcomes	Process / Timelines	Remark/ Risk Factor
					Component	Unit	Programme				
			2018-19	2019-20			2018-19	2019-20			
17	Micro Irrigation under per Drop more Crop of PMKSY	Increase productivity through application of water at the root zone of the plants. Increase water use efficiency.	419400	489300	46159 Ha. Micro Irrigation.				To increase water use efficiency and to bring more area under irrigation.	One year	Timely release of funds against the allocation
18	IWMP -Pradhan Mantri Krishi Sinchayee Yojana Watershed De velopment(IW MP)	Effective implementation of runoff water and improve soil and moisture conservation activities such as ridge area treatment, drainage line treatment, rain water harvesting, insitu moisture conservation and other allied activities in watershed areas.	1552000	1552000	Area to be treated	Ha.	130000	130000	To increase water use efficiency and to bring more area under irrigation.	30.03.2020	Timely release of funds against the allocation
					Area brought under plantation	Ha.	800	800			
					Nos. of structure created (Water Harvesting Structures, Diversion Weir, Farm Ponds, LBCD/ Earthen Check Dam etc.	No.	5170	5170			
					Land development, Field bonding, contour trench etc	Ha.	8000	8000			
19	Pradhan Mantri Krishi Sinchayee Yojana per drop more crop	Effective implementation of runoff water and improve soil and moisture conservation activities such as ridge area treatment, drainage line treatment, rain water harvesting, insitu moisture conservation and other allied activities in watershed areas.	1000000	1000000	Construction of Water Harvesting Structures, Diversion Weir, Farm Ponds, P.T. etc.	No.	1050	1050	To bring more areas under irrigation	31.03.2020	Timely release of funds against the allocation

Sl. No	Name of Scheme/ Programme	Objective of the scheme	Projected Outlay (in TRS)		Quantifiable/ Deliverables Physical outputs				Projected Outcomes	Process / Timelines	Remark/ Risk Factor
					Component	Unit	Programme				
			2018-19	2019-20			2018-19	2019-20			
20	RKVY	To increase public investment to achieve higher annual growth in agriculture and allied sectors by ensuring a holistic development of Agriculture and allied sectors.	7853800	8717700	Various projects are being implemented with respective components. 4% of growth in agriculture and allied sectors.				i) Enhance production and productivity of crops. ii) Bottom up planning process. iii) Convergence of developmental initiatives. iv) Enhance Farm income. v) 4% Growth in Agriculture Sector.	1 to 5 years	Timely release of funds against the allocation
21	World Bank Assisted Niranchal Project	Improve water management outcome through adoption of innovative & scientific approach through towards rainfed agriculture.	500000	500000	Strengthening of GIS Digital Library, adoption of R&D and technology transfer, institutional strengthening at State level & field level. project coordination and management, monitoring and evaluation in 26 districts.	No. of district	26	26	Improve water management system	31.03.20120	Timely release of funds against the allocation
22	RAD under NMSA	RAD: Integrated farming system intervention under value addition and resource conservation	320000	320000	Integrated Farming System in 8012Ha.	Ha	8012	8012	Development of Integrated farming system and resource conservation	31.03.2020	Timely release of funds against the allocation
					Construction of WHS,	No.	230	230			
					Community tank	No	31	31			
					Water lifting devices	No.	322	322			
					Vermi compost unit	No.	589	589			
Total CSS			**16933129.15**	**17485902.00**							
Grand Total			**35000664.15**	**37213356.00**							

TABLE-3

(ADMINISTRATIVE & EOM EXEPNDITURE)

NAME OF THE DEPARTMENT:DEPARTMENT OF AGRICULTURE AND FARMERS' EMPOWERMENT

Rs.in TRS

Sl. No	Name of Scheme/ Programme	Objective	Outlay for 2017-18	Quantifiable/ Deliverables Physical outputs	Project Outcomes	Process / Timelines	Remarks/ Risk Factor
			Non Salary Deliverable Output)	Component			
1	1304-Soil Testing Laboratory	1) To analysis the soil sample of the farmers, providing the complete information on soil nutrient status in the form of soil health card & advisory for chemical fertiliser use.	7190	Maintenance, purchase of new equipments, AMC of equipments used for 11 nos. Soli Testing Laboratories of the State	160385 soil sample are to tested & corresponding soil health card will be distributed	Continuing	
2	0619-Headquarter Organisation	Token	1			Continuing	
2	0031-Agril. Information Service	Token	1			Continuing	
4	0379-Engineering Section	1) Research and development of Agril. Implements including production and distribution of implements. Training of skill development. 2) For implementation of various Engineering schemes like farm machinery infrastructure development, jalanidhi, post harvest, training & testing etc. in the Agriculture field.	6300	1) For running of workshop and production of implements. The development of new Improved Agril. Implements and modification as per Odisha Agro climate condition. 2) Demonstration of improved Agril. Implements & popularization in the Agriculture field.	Development of Agriculture product by using Agril. Implements.	Continuing	
5	1145-Quality Control of Chemical Fertilizers	To analyse the fertiliser & pesticides samples for the sake of Quality Control & initiation of enforcement activities related to these for supply of quality inputs to the farmers	850	Maintenance, purchase of new equipments, chemical & glass wares, AMC of equipments used for 2 nos. Fertilizer Quality Control Laboratories & 1 no of State Insecticide Testing Laboratory	11000 Fertiliser samples & 1300 nos. Of pesticides sample to be analysed & test result to be communicated.	Continuing	

Sl. No	Name of Scheme/ Programme	Objective	Outlay for 2017-18 Non Salary Deliverable Output)	Quantifiable/ Deliverables Physical outputs Component	Project Outcomes	Process / Timelines	Remarks/ Risk Factor
6	1200-Reasearch Testing & Training Centre	1) Research and development of Agril. Implements including production and distribution of implements. Training of skill development. 2) To study the adoptability of different pulse varieties/ strains through trials in the state being released by pulse research station located in various parts of the country like Indian Institute of Pulses Research (IIPR) Kanpur. 3) Maintenance of Laboratory for quality control of Bio-Fertilizers.	227	1) For running of workshop and production of implements. The development of new Improved Agril. Implements and modification as per Odisha Agro climate condition. 2) For conducting trials on IVT. 3) Testing of samples	1. Development of Agriculture production by using improved Agril. Implements. 2) All trials conducted successfully 3) Maintenance of quality of Bio-fertilizers.	Continuing	
7	1159-Range Administration	Extension support to the farming community by providing technical know-how and facilitating inputs like seed, fertilizer, pesticides, agriculture implements etc. Experiments on adoption of new technology & new varieties of seeds on crop production as well as production of quality seeds in Departmental Agril. Farms to cater the needs of seeds of the farmers. Seeds testing is drawn at full capacity for supply of quality standard seeds to farmers with a view to increasing economic standard of farmers. Other research work is also done for developing new varieties like kalachampa from extant verities. To produce and sale bio control agent for control of major pest in paddy, sugarcane, vegetables & coconut.	14000	To meet the running charges of adoptive research farm at dist. Level and main sale center in each block	To strengthen the economic status of the farming community.	Continuing	
8	0309-Dist. Estt.	Extension support to the farming community by providing technical know-how and facilitating inputs like seed, fertilizer, pesticides, agriculture implements etc. Experiments on adoption of new technology & new varieties of seeds on crop production as well as production of quality seeds in Departmental Agril. Farms to cater the needs of seeds of the farmers	20000	To meet the running charges of wages of casual labours for watch and ward along with the house rent of Additional sale center in each block	To strengthen the economic status of the farming community.	Continuing	

Sl. No	Name of Scheme/ Programme	Objective	Outlay for 2017-18	Quantifiable/ Deliverables Physical outputs	Project Outcomes	Process / Timelines	Remarks/ Risk Factor
			Non Salary Deliverable Output)	Component			
Horticulture Sector							
9	0620-Headquarter Organisation	Maintenance of Directorate campus.	120	Maintenance of campus garden 1 acre	Campus beautification.	Annual maintenance.	
10	0310-District Establishment	Development of construction work	3020	Repair and new constructions, different development work at the range offices	Devt. of horticultural farm produce and development of range offices	Annual maintenance.	
11	05919-Fruit Development	Enhancement of fruit production & Maintenance of Farm, running of canning centres, maintenance of nurseries, raising of QPM, infrastructure development of farm and offices, training of gardeners for skill development	10050	Maintenance of 689.85 ha of mother plants, maintenance of 14705 nos. of coconut plantations, maintenance of 17,647 nos. of Arecanut plants, maintenance of farm & transit nurseries, repairing / maintenance of fruits orchard road, purchase of chemical, payment of daily wages for 119 man days, miscellaneous work for different offices for 80 man days, wages and salary for 120 man days.	Improved horticultural produce, QPM production, Timely supply of good quality saplings, increasing availability of QPM.	Annual maintenance.	
Soil & Water Conservation							
12	Soil Conservation Demonstration Centres	For renovation and improvement of 13 of Soil Conservation Demonstration Centres.	4200	2057 Ha.	To increase revenue receipt in due course of time	Continue for coming years	
13	Watershed Management Unit	Construction of Water Harvesting Structure/ Diversion weirs to conserve water to facilitate farming community as a source of irrigation.	1420	3003.61 Ha and 100 nos of water bodies	Continue activity	Annual maintenance.	
	Grand Total		**60189**				

Annexure- II

TABLE-4

(ADMINISTRATIVE & EOM EXEPNDITURE)

NAME OF THE DEPARTMENT:DEPARTMENT OF AGRICULTURE AND FARMERS' EMPOWERMENT

Rs.in TRS

Sl. No	Name of Scheme/ Programme	Objective	Projected Outlay		Projected Quantifiable/ Deliverables Physical Outputs	Project Outcomes	Process / Timelines	Remarks/ Risk Factor
			Non Salary Deliverable					
			2018-19	2019-20				
	1304-Soil Testing Laboratory	1) To analysis the soil sample of the farmers, providing the complete information on soil nutrient status in the form of soil health card & advisory for chemical fertiliser use.	9000	9500	Maintenance, purchase of new equipments, AMC of equipments used for 11 nos. Soli Testing Laboratories of the State	160385 soil sample are to tested & corresponding soil health card will be distributed	Continuing	
2	0619-Headquarter Organisation	Token	1	1			Continuing	
3	0031-Agril. Information Service	Token	1	1			Continuing	
4	0379-Engineering Section	1) Research and development of Agril. Implements including production and distribution of implements. Training of skill development. 2) For implementation of various Engineering schemes loke farm machinary infrastructure development, jalanidhi, post harvest, training & testing etc. in the Aggriculture field.	6500	6700	1) For running of workshop and production of implements. The development of new Improved Agril. Implements and modification as per Odisha Agro climate condition. 2) Demonstration of improved Agril. Implements & popularisation in the Agriculture field.	Development of Agriculture product by using Agril. Implements.	Continuing	
5	1145-Quality Control of Chemical Fertilizers	To analyse the fertiliser & pesticides samples for the sake of Quality Control & initiation of enforcement activities related to these for supply of quality inputs to the farmers	1375	1526	Maintenance, purchase of new equipments, chemical & glass wares, AMC of equipments used for 2 nos. Fertiliser Quality Control Laboratories & 1 no of State Insecticide Testing Laboratory	11000 Fertiliser samples & 1300 nos. Of pesticides sample to be analysed & test result to be communicated.	Continuing	

Sl. No	Name of Scheme/ Programme	Objective	Projected Outlay		Projected Quantifiable/ Deliverables Physical Outputs	Project Outcomes	Process / Timelines	Remarks/ Risk Factor
			Non Salary Deliverable					
			2018-19	2019-20				
6	1200-Reasearch Testing & Training Centre	1) Research and development of Agril. Implements including production and distribution of implements. Training of skill development. 2) To study the adoptability of different pulse varieties/strains through trials in the state being released by pulse research station located in various parts of the country like Indian Institute of Pulses Research (IIPR) Kanpur. 3) Maintenance of Laboratory for quality control of Bio-Fertilisers.	230	233	1) For running of workshop and production of implements. The development of new Improved Agril. Implements and modification as per Odisha Agro climate condition. 2) For conducting trials on IVT. 3) Testing of samples	1. Development of Agriculture production by using improved Agril. Implements. 2) All trials conducted successfully 3) Maintenance of quality of Bio-fertilisers.	Continuing	
7	1159-Range Administration	Extension support to the farming community by providing technical know-how and facilitating inputs like seed, fertilizer, pesticides, agriculture implements etc. Experiments on adoption of new technology & new variety of seeds on crop production as well as production of quality seeds in Departmental Agril. Farms to cater the needs of seeds of the farmers. Seeds testing is drawn at full capacity for supply of quality standard seeds to farmers with a view to increasing economic standard of farmers. Other research work is also done for developing new variety like kalachampa from extant variety To produce and sale bio control agent for control of major pest in paddy, sugarcane, vegetables & coconut.	18790	20670	To meet the running charges of adoptive research farm at dist. Level and main sale center in each block	To strengthen the economic status of the farming community.	Continuing	
8	0309-Dist. Estt.	Extension support to the farming community by providing technical know-how and facilitating inputs like seed, fertilizer, pesticides, agriculture implments etc. Experiments on adoption of new technologicies & new varites of seeds on crop production as well as production of quality seeds in Departmental Agril. Farms to cater the needs of seeds of the farmers	22000	24200	To meet the running charges of wages of casual labours for watch and ward along with the house rent of Additional sale center in each block	To strengthen the economic status of the farming community.	Continuing	

Sl. No	Name of Scheme/ Programme	Objective	Projected Outlay		Projected Quantifiable/ Deliverables Physical Outputs	Project Outcomes	Process / Timelines	Remarks/ Risk Factor
			Non Salary Deliverable					
			2018-19	2019-20				
Horticulture Sector								
9	0620-Headquarter Organisation	Maintenance of Directorate campus.	132	145	Maintenance of campus garden 1 acre	Campus beautification.	Annual maintenance.	
10	0310-District Establishment	Development of construction work	3322	3655	Repair and new constructions, different development work at the range offices	Devt. of horticultural farm produce and development of range offices	Annual maintenance.	
11	05919-Fruit Development	Enhancement of fruit production & Maintenance of Farm, running of canning centres, maintenance of nurseries, raising of QPM, infrastructure development of farm and offices, training of gardners for skill development	11055	12160	Maintenance of 689.85 ha of mother plants, maintenance of 14705 nos. of coconut plantations, maintenance of 17,647 nos. of Arecanut plants, maintenance of farm & transit nurseries, repairing / maintenance of fruits orchard road, purchase of chemical, payment of daily wages for 119 man days, miscellaneous work for different offices for 80 man days, wages and salary for 120 man days.	Improved horticultural produce, QPM production, Timely supply of good quality saplings, increasing availability of QPM.	Annual maintenance.	
Soil & Water Conservation								
12	Soil Conservation Demonstration Centres	For renovation and improvement of 13 of Soil Conservation Demonstration Centres.	4200	4200	2057 Ha.	To increase revenue receipt in due course of time	Continue for coming years	
13	Watershed Management Unit	Construction of Water Harvesting Structure/ Diversion weirs to conserve water to facilitate farming community as a source of irrigation.	1420	1420	3003.61 Ha and 100 nos of water bodies	Continue activity	Annual maintenance.	
	Grand Total		**69026**	**74911**				

Annexure- III

SERVICE LEVEL BENCHMARKING AND SERVICE COSTING

Sl. No.	Name of the Service (Cost/activity centre wise	Existing financial and nonfinancial resource input				Benchmarking of service level in the base year , 2017-18(Baseline data/ Level of activities in the base year method of delivery		
		Financial resources	Human resources	Other critical inputs	Method of delivery	Activity-1	Activity-2	Activity-3
1	Demonstration	Various schemes	Village Agriculture Workers (VAWs)	Seed, fertilizer, pesticides	DBT	Date of sowing	Tillers No.	crop cutting result
2	Training of farmers	Various schemes	VAWs/AAOs	printed material		Onsite field training	No. of farmers day conducted	Feed back
3	Supply of Inputs	Subsidy under Input Management	Registered Dealers of OSSC, OAIC, Registered Private Dealers	Seed, micronutrient, bio-fertilizers, pesticides, bio-pesticides etc.	DBT	Timely supply of inputs	Date of use in the field	Feed back
4	Soil Health Card	National Mission on Sustainable Agriculture(NMSA)	VAWs/AAOs	Distribution of soil health cards	Supply to the farmers individually or in groups	Soil Sample collection	Sending of soil samples for testing	Testing of soil samples
5	Jalandhi	Scheme of Jalanidhi	VAWs	Bore well with Pump-sets, Transformers	susbidy are provided to the beneficiary through DBT	Online application received	Issue of go-ahead letter through online	Geo-tagging of site

Sl. No.	Name of the Service (Cost/ activity centre wise	Enhanced financial and nonfinancial resource input for projection year 2018-19 & 2019-20				Benchmarking of service level in the base year , 2017-18 (Baseline data/Level of activities in the projection year 2018-19 and 2019-20			Remarks/ Risk factors
		Financial resources	Human resources	Other critical inputs	Method of delivery	Activity-1	Activity-2	Activity-3	
1	Demonstration	Various schemes	Village Agriculture Workers (VAWs)	Seed, fertilizer, pesticides	DBT	Date of sowing	Tillers No.	crop cutting result	Due to occurrence of natural calamities like drought and flood, result of demonstration may not be satisfactory
2	Training of farmers	Various schemes	VAWs/ Assistant Agriculture Officers (AAOs)	Printed material		Onsite field training	No. of farmers day conducted	Feed back	
3	Supply of Inputs	Subsidy under Input Management		Seed, micronutrient, bio-fertilizers, pesticides, bio-pesticides etc.	DBT	Timely supply of inputs	Date of use in the field	Feed back	Non availability of timely input at the local condition
4	Soil Health Card	National Mission on Sustainable Agriculture (NMSA)	VAWs/AAOs	Distribution of soil health cards	Supply to the farmers individually or in groups	Soil Sample collection	Sending of soil samples for testing	Testing of soil samples	Awareness of farmers is needed
5	Jalanidhi	Scheme of Jalanidhi-I, Jalanidhi-II	VAWs	Establishment of Bore well with Pump-sets, Transformers in individual under Jalanidhi-I and in clusters in Jalandhi -II	Susbidy are provided to the beneficiary through DBT	Online application received for the registered farmers	Issue of go ahead letter through online	Geo tagging of the project site	Farmers have to pay the full cost for the projects, Sometime create problems in getting Bank Finance for the Scheme. Sometime Installation of transformers take long period

Chapter-III

Reform Measures and Policy Initiatives

Odisha is an agrarian State. Agriculture provides to more than 60% of the total workforce of the State and nearly 2/3rd of the rural population of the State earns their livelihood from agriculture but agriculture contributes only about 15% to the Gross State Domestic Product (GSDP). Agriculture in Odisha is suffering mostly due to frequent recurrence of natural calamities such as cyclone, drought, flood and erratic rainfall over space and time. State Agriculture also continues to be characterized by low productivity due to inadequate irrigation facilities, low water use efficiency, uneconomic size of land holdings, inadequate capital formation and low investment, traditional agricultural practices etc. In order to consider various issues pertaining to agriculture and allied sector, Government constitute an "Agriculture Cabinet" as a committee of Cabinet in the State with the following functions:

i) To bring about convergence between the activities of departments dealing with agriculture and allied sectors and those of related departments which have an impact on production and productivity in agriculture & allied sectors.

ii) To review on a continuous basis on the performance of agriculture & allied sectors, its problems and prospects with a view to evolve a consistent and integrated policy framework.

iii) To coordinate all activities in the agriculture and allied sectors including the activities of Departments of Agriculture & Farmers Empowerment, Fisheries & Animal Resources, Cooperation, Water Resources, Revenue & Disaster Management, Energy, Food Supplies & Consumer Welfare, Scheduled Tribes and Scheduled Castes and Panchayati Raj require policy decisions at the highest level.

iv) To approve and advise on short term and long term plan and strategy for agriculture and allied sectors for empowerment and overall development & growth of agriculture sector.

Further, a whole-some policy framework in the form of State Agriculture Policy, 2013 has been adopted which has led to a sustainable growth in agriculture sector. The main objectives of the State Agriculture Policy 2013 are as follows:

i) To bring in a shift from the present level of subsistence agriculture to a profitable commercial agriculture;

ii) To promote sustainable agricultural development ;

iii) To enhance productivity of important crops by enhancing seed replacement, availability of quality planting materials, INM, IPM, water management, farm mechanization and technology transfer ;

iv) To encourage crop substitution particularly in uplands and medium lands;

v) To focus on horticultural crops including dry-land horticulture ;

vi) To focus on poultry, dairy and fisheries to augment the income of the farmers;

vii) To encourage modern farming system approach;

viii) To encourage organic farming;

ix) To enhance water use efficiency through peoples' participation;

x) To facilitate increased long term investment in agricultural sectors (on farm as well as off farm) both by private sector, public sector and private & public partnership (PPP), particularly for post harvest management, marketing, agro processing and value addition etc;

xi) To encourage contract as well as compact farming;

xii) To increase access credit for small and marginal farmers;

xiii) To facilitate appropriate market linkages for agricultural produce with respect to which the State has competitive advantages;

xiv) To improve marketing facilities and access to market information;

xv) To implement integrated watershed development programme in watershed areas for Natural Resource Management (NRM), increased crop production as well as on-farm and non-farm income;

xvi) To create appropriate institutions / facilities to undertake regulatory, enforcement and quality assurance activities matching to the emergent needs.

xvii) To redefine the roles and responsibilities of the agricultural extension machinery by suitably restructuring the field extension set up.

Farmers' Health Insurance

» The **Biju Krushak Kalyan Yojana**, being implemented with the objective of providing health insurance to all farm families. The scheme was grounded in November, 2013 and by now 57.66 lakh farm families have been enrolled. Upto date, health insurance claims worth ₹126.30 crores have been claimed and 2.43 lakh farm families have benefited.

» To provide health insurance to the farming community, State Government had launched a scheme in the year 2013-14, namely, Biju Krushak Kalyan Yojana (BKKY). Under the scheme, health insurance coverage is being provided for up to 5 members of a farmer's family limited to ₹ 1 lakh per year. About 57.64 lakh farmer families were covered under the scheme

» **Exclusive budget on Agriculture**

- Exclusive budget on Agriculture is being placed in the Odisha Legislative Assembly.

Chapter-IV

Past Performance

To be provided in the outcome budget for next financial year

Different Schemes are being implemented with the objective of bringing all-round development in agriculture sector and there-by improving the socioeconomic condition of the farmers. The noticeable changes brought about in some areas of agricultural importance are as under.

» **Crop production** is being given utmost emphasis in the state with the prime objective of ensuring food security to one and all.

» Krishi Karman Award

The pro-farmer policy initiatives by the Govt., have contributed to the development of the agriculture sector in the State. As a result the State bagged the **Krishi Karman Award** for the fourth time in five years i.e., 2010-11, 2012-13, 2013-14, 2014-15 registering highest growth in food grain production among Category-II States of the country.

The food grains production touched all time high of of 118.24 lakh MT during 2014-15. **The food grain production** has estimated to be reached 107 lakh MT during 2017-18 in spite of occurrence natural calamities. Further, it has been programmed to produce around 122.00 lakh MT of food grains during 2018-19.

During 2016-17, an additional area of 18159.6 Ha. has been brought under assured irrigation by establishment of 9,081 PLIP under Jalanidhi and in 2017-18 by October, 2017, 12,439 Ha. of additional irrigation potential created through 7058 nos. of PLIP under Jalanidhi.

Subsidy amount of ₹. 31.82 crores has been released to the entrepreneurs for establishment of 543 commercial agri enterprises including 375 Agro Service Centres with total project cost of ₹. 93.28 crores during 2017.

57.64 lakh Farm families has been given Health Insurance cover under Biju Krushak

Kalyan Yojana. 1.10 lakh farmers have been benefited and claims worth ₹ 54.29 crores settled during 01.12.2016 to 31.10.2017.

Under crop Insurance the registration of non-loanee farmers has increased more than 4 times i.e. from 30,000 during 2016-17 to 1.39 lakh during 2017-18.

Procurement of Qtl.14058 Mung in MSP of ₹. 5225/Qtl. by the NAFED during Rabi 2016-17 – first time in the State for pulse grains procurement.

Organic farming is being promoted in around 10000 hectares for ushering an era of sustainable crop production.

15 new cold stores have been established in last 2 years with creation of additional storage capacity of 65200 MT

Establishment of Regional Research station of NHRDF for onion, Garlic & other vegetables at Parjhar in Boudh district under Rastriya Krishi Vikash Yojana (RKVY) in 2017.

Plantation of fruit trees mainly mango, cashew & coconut over an area of around 50000 Ha. under MIDH & MGNREGS in last 2 years.

2. Innovation done

» Direct benefit transfer has been in force for Administration of subsidy under Seed, farm Mechanization & Jalanidhi etc. DBT in seeds has been appreciated at National Level.

» Inventory Management for complete automation of seeds processing.

» 30 blocks of 7 tribal dominated districts have been covered under State Millet Mission to provide nutritional security.

» MoU has been signed between APICOL and State Bank of India to improve credit linkage for agri enterprises in October, 2017.

» OUAT is the 1st Agril. University in the country to launch Recognition of Prior Learning Programme certifying 929 skilled workers in Agri-sector so far out of 4000 registered.

» Hasanta a paddy variety (145 days) developed by OUAT outperformed all other HYVs of rice in BPH resistance in the farmer's fields during kharif-2017.

» A drudgery reducing, women friendly, mechanically powered ragi thresher-cum- pearler developed by OUAT to meet the needs of tribal women farmers

» Irrigation

a) Only 28% of ground water potential has been exploited in the State. There is enough scope for further exploitation of ground water through individually owned private lift irrigation points (Shallow Tube Well (STW), Bore Well (BW), Dug Well (DW)) and community based cluster STWs for agriculture purpose.

b) Under **Jalanidhi**, The farmers are encouraged to install STWs/ BWs/ DWs on individual or cluster basis through extending subsidy assistance.

c) During 2015-16, around 10, 000 PLIPs have been installed and around 20000 hectares brought under assured irrigation. During 2016-17, an additional area of 18159.6 Ha. has been brought under assured irrigation by establishment of 9,081 PLIP and in 2017-18 by October, 2017, 12,439 Ha. of additional irrigation potential created through 7058 nos. of PLIP under Jalanidhi. . Crop substitution of paddy with non- paddy crops (vegetables) has taken place in the tube well commands. The independent evaluation study conducted reveals that the cropping intensity in the tube well commands has increased to 190 % and the productivity has also increased by 28 %.

d) Energisation of PLIPs with Solar Photo Voltaic pumpsets would be promoted with the objective of popularizing use of green energy.

e) Farmers are being motivated to adopt appropriate irrigation methods and management practices to optimise water use efficiency. Besides, they are constantly being pursued to diversify from paddy to low duty & more remunerative crops in uplands and rainfed areas.

f) “More crop per drop” would be promoted by popularizing pressurised irrigation systems through extending subsidy assistance, besides enhancing water use efficiency through adoption of proper management practices.

» **Soil Health management** is becoming an important aspect of modern crop husbandry. The Government have established 27 static and 11 mobile soil testing laboratories

and 3 more static and 6 mobile soil testing laboratories are in the process of being established. These, will enable to issue around 3.70 lakh soil health cards annually with recommendations for balanced fertilizer use. It is also programmed to establish 34 mini static soil testing laboratories.

» Besides, **Organic farming** and integrated farming is being promoted for ushering an era of sustainable crop production. Tribal areas, by virtue of their traditional bent of mind, have a great potential for augmenting organic farming practices.

» Establishment of **Commercial Agri-enterprises** is being encouraged in large numbers to make agriculture more profitable so as to attract unemployed youth to this sector. Subsidy amount of ₹. 31.82 crores has been released to the entrepreneurs for establishment of 543 commercial agri enterprises including 375 Agro Service Centres with total project cost of ₹. 93.28 crores during 2017

» Infrastructure Development

- Establishment of Krushi Bhawan in the State.
- FIACs have been established at block level to strengthen extension services.
- Mobile and Static Soil Testing Laboratories are being commissioned and strengthened in every district.
- Fertilizer, Pesticide and Seed Testing Labs are being strengthened for ensuring quality control of different agri-inputs.
- Govt. farms are being strengthened for enhancing quality seed production.
- Concrete Drying Platform and Threshing Floors are being established in every GP for enabling scientific post harvest management.
- One Farm Machinery Research Training and Testing Center is being established for capacity building on Farm Mechanisation.
- In some agriculturally important pockets district level Farm Machinery Promotion and Training Centers are being established.
- District level Agriculture Offices are being established and strengthened to bring the Agriculture Extension within close reach of the farmer clients.

- Some of the infrastructure developments like Krishi Bhawan, Input godowns, Farm Mechanisation Promotion and Training Centre, Soil Testing facilities, Fertiliser Quality Control labs etc. are also being taken up.

» **Use of ICT in Agriculture**:

- The state has once again bagged ***e***-governance Silver Award 2015-16 for innovative use of ICT in PSUs (OSSOPCA).
- *e*-pest surveillance is being implemented in all the districts for effectively monitoring pest and disease incidence in crops and take up need based measures in line with Integrated Pest Management (IPM).
- Crop Weather Watch reports are being effectively monitored on-line.
- On-line registration of beneficiaries and subsidy administration of farm equipment's.
- On-line registration of Input dealers.
- E-monitoring of flagship programme like NFSM, RKVY and ATMA.
- Agro Telemarketing Center has been established for disseminating market information on agri-produces to the information seekers.
- DBT is implemented in the state for administering seed subsidy direct to the account of farmers during 2016-17 under National e-Governance Plan. The registration of farmers is continuing.

» Farmers Health Insurance

- The **Biju Krushak Kalyan Yojana**, being implemented with the objective of providing health insurance to all farm families. The scheme was grounded in November, 2013. 57.64 lakh Farm families has been given Health Insurance cover under Biju Krushak Kalyan Yojana. 1.10 lakh farmers have been benefited and claims worth ₹ 54.29 crores settled during 01.12.2016 to 31.10.2017.

» **Extension activities**

- Farm Information Advisory Centres have been made functional in all the blocks for encouraging increased farmers' participation in the developmental process.

- Three Regional and one State level Agricultural fair have been held to build awareness among farmers on achievements in farm sector and the opportunities in the offing. Besides, successful farmers from each district have been felicitated in recognition of their outstanding contribution to agriculture production. During 2017-18, it is envisaged to organise such *Krushak Sampark Mela-cum-Krushi Mahoshtavs* at Block level.
- Many a programme are taken up in coordination with field functionaries of line departments on the ATMA platform.

Activities of IMAGE

Extension Reforms

The Centrally Sponsored Scheme "Support to State Extension Programme for Extension Reforms" has now been implemented in all the 30 districts of the State. IMAGE is the nodal Agency for funding and monitoring the ATMA programme at the State level under the guidance of the State Nodal Officer.

Training Programme conducted by IMAGE Bhubaneswar

Over the years IMAGE has developed a core competency for organizing various on-campus and off-campus trainings on subjects relating to Agriculture and allied sectors, besides Agricultural Extension Management for the senior, middle level and grass-root level functionaries including farmers, SHG members and NGOs.

Diploma in Agriculture Extension Services for Input Dealers (Daesi)-Training of Agri Input Dealers (2016-17)

IMAGE has been exploring the possibility of creating an effective Alternate Extension Model in the State. The DAESI Programme run by MANAGE; which is self financing Course was considered a suitable model for developing an alternate extension model in Odisha also. It was identified that there are about 9000 Input Dealers across the state that could be trained as potential alternate extension agents to the advantage of the farmers. Accordingly a plan was drawn up to train about 1260 Input Dealers in phases with RKVY assistance. According to the arrangement we have made out, of the Course Fee of ₹.20,000/- per head including accreditation fee of MANAGE of ₹.2500/- IMAGE will fund ₹.15,000/- from RKVY assistance and balance ₹.5,000/- will be the contribution of the participants. In the first phase

we have trained 184 Input Dealers out of which 177 have been issued DAESI accreditation Certificates by MANAGE in a function at Bhubaneswar. In the second phase of training in the year 2013-14, 210 numbers of Dealers have been enrolled in seven centers out of which Certificates already issued to 121 Input Dealers. The rest will get the certificate after declaration of result by MANAGE.

State Extension Work Plan (Sewp) For Extension Reforms Scheme For 2017-18

The SEWP for 2017-18 was approved by the SLSC of RKVY, Odisha which include the GOI Share and State Share. The Actual release of funds by GOI against the sanction, proportionate State share released by State Government during 2017-18 is given below:

₹. in Lakhs

Sharing	Sanction as per SEWP 2017-18	Unspent balance on 2016-17	Release during 2017-18	Total
GOI Share	8547.539	0	3347.33	3347.33
State Share	5698.359	0	2231.56	2231.56
Total	14245.898	0	5578.89	5578.89

SEWP 2018-19

Sharing	Provision as per SEWP 2018-19	Unspent balance on 2017-18	Release during 2018-19	Total
GOI Share	7162.675	884.994	0.00	0.00
State Share	4775.116	589.996	0.00	0.00
Total	11937.791	1474.99	0.00	0.00

PGDAEM

The Post Graduate Diploma in Agricultural Extension Management (PGDAEM) offered by MANAGE Hyderabad is organized by IMAGE as the State Resources Centre and Examination centre. Till date 1694 candidates have passed during 2007-08 to 2017-18.

Implementation Of Modifed Extension Reforms Scheme

During the 2010-11, Government of India have issued a Modified Guidelines for Extension Reforms Scheme, in which some new components have been incorporated, which include Support Staff at State, SAMETI, ATMA and Block level. As up to end of July, 2013 the position of progress of implementation of the staff component sanctioned under the Scheme in the State is as follows;

Innovative Activites Taken Up Under Extension Reforms

Skill Development Training Under Chief Minister's Employment Generation Programme

IMAGE, was created with effect from on 01.03.1999 under NATP, Registered under societies Act 1860 and recognized as SAMETI by Govt. of India. Since then IMAGE is conducting training catering to the need of departmental officers.

Based on the application and subsequent evaluation by Agriculture Skill Council of India (ASCI), IMAGE is authorized for conducting skill based training on paddy farmers, pulses coluvatter, Harvesting Machine operator, Micro Irrigation Technician and quality seed grower.

Stapes are being taken to bring the training institutes of Agriculture, Horticulture and Soil Conservation Directorate in alignment with NSQF.

In the mean time the following ToT programme on domain skill have been conducted at IMAGE from 19.01.17 to 21.01.17.

1. Harvesting machine Operator
2. Quality Seed Grower
3. Small Poultry Farmer
4. Dairy Farmer
5. Boiler Poultry Worker

Community Radio Stations

The following Community Radio Stations at different locations have been funded from the Extension Reforms Scheme and five nos. are already operational & eight nos. are under progress.

Status Of Farmers' Portal

31170 nos. of progressive farmers have been selected from 6234 GPs @ 5nos./GP. Profile data related to these progressive farmers have been uploaded in the Farmers' Portal. In addition the following data have also been uploaded in the Farmers' Portal for benefit of the farmers.

Sl. No.	Module	Status (As on 31.03.2018)
1	Package of Practices for different crops	Uploaded (123 numbers)
2	Farmers Friendly Handbook	Uploaded
3	Leaflets & Journals (including videos)	Uploaded
4	Livestock	Uploaded
5	Soil Testing Laboratory details	Uploaded STL wise (Govt./Pvt./Mob)
6	Extension Reforms (Demos/Farmer Friend/Field School)	Farmer Friend, Demonstration and Field School information uploaded.

Documentation in Electronic Media

- SRI method of Rice Cultivation
- Rice Production Technology
- Seed Treatment Campaign
- Bringing Green Revaluation to Eastern India (BGREI), Kharif /Rabi
- Hybrid Sunflower and Maize
- Groundnut Seed Treatment Campaign
- Line Transplanting of Paddy
- Mustard Cultivation
- Fully Mechanized Rice Cultivation
- Accelerated Pulse Production
- Soybean Cultivation
- Scented Rice Cultivation
- Success of colour bird (Poultry) rearing in Odisha
- Success of Goat Rearing
- Organic Crop Cultivation
- White Seasamum Cultivation
- Onion Cultivation
- Summer Mung Programme.
- DAESI Programme
- Groundnut Cultivation
- Integrated Farming Models
- Pest Surveillance
- Control of Yellow Mossaic virus
- Hybrid Sunflower
- Introduction of Neem coated urea
- Introduction of sweet corn

Kisan Call Centre

Kisan Call Centre, Bhubaneswar:

It is one of the youngest Kisan Call Centre in India managed by IFFCO-KISAN Sanchar Ltd. (IKSL) from May 2012. Calls were diverted from Kolkata Server from May 2012 to February 2013. It became operational at Bhubaneswar having a server from 6th March 2013. Acceptance testing done 8th and 9th April 2013 and became fully functional from this date. Total no. of FTAs for Bhubaneswar KCC is 24. The shift plan for KCC, Bhubaneswar=8:3:8 with buffer strength of 5 (19+5=24). 30 level-2 subject matter specialists of different disciplines have been nominated on behalf of Directorate of Agriculture and Food Production. Training to the FTAs (level-1) and SMSs (level-2) are being organized and imparted by IMAGE and OUAT, Bhubaneswar.

Main Features of Kisan Call Centre:

» Accessible by Toll Free No.1800 180 1551
» Handling about 1000 calls daily
» 3 shifts (6.00 AM to 2.00 PM, 10.00 AM to 6.00 PM and 2.00 PM to 10.00 PM)
» Call data accessible through web
» Call recording
» SMS to farmers(gist of reply)
» Crop Advisory SMS
» Video Conferencing
» Regular training of FTAs
» KCC controlled by a Nodal Agency at State Level

First Category (High Call) Districts (~1000 per month): Bargarh, Bolangir, Kalahandi, Sonepur, Balasore, Bhadrak, Cuttack, Puri, Jajpur, Kendrapara, khurda

Low Call Districts (~100 per month): Gajapati, Malkangiri, Nawarnagpur, Nuapada, Rayagada, Deogharh, Kandhamal, Koraput

Issues:

» Awareness on KCC Toll Free No. among the farmers' in low call districts.
» Updated publication from all line departments wanted on regular basis.
» Prior information and one copy of advertisement and publication of KCC.

Chapter-V

Financial Review

Financial outlay under Non-Plan, State Plan including Centrally Sponsored Schemes for the Financial Year 2015-16, 2016-17 and 2017-18 are as under:

Sl. No.	Sector / Schemes	Financial (In TRS)				
		2015-16	2016-17 (BE)	2016-17 (RE)	2017-18 (BE)	2017-18 (RE)
1	**Non-Plan (EOM Expenditure)**	4913582	5866685	6133657	7639304	7656045
2	**State Plan (including CSS) (Programme Expenditure)**	25950652	30597076	31022194	33590945	33729150
	Total	**30864234**	**36463761**	**37155851**	**41230249**	**41385195**

Department of Agriculture & Farmers' Empowerment
Fund Flow Mechanism

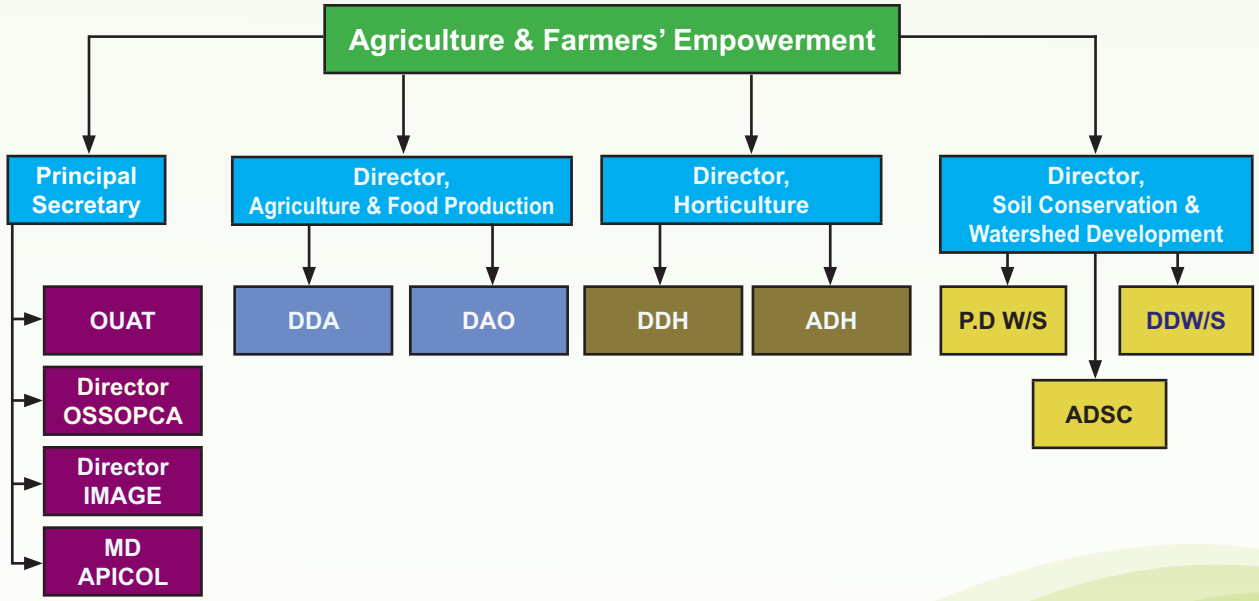

Chapter-VI

Gender and SC/ST Budgeting

Gender budgeting

The Schemes implemented for the farming community usually benefit the farm families. However, all the developmental interventions are implemented giving due preference to women farmers. As such, about 30% of the allocation is targeted to be utilized for this section of the farming community. Womens' Self Help Groups are formed and facilitated to utilize the opportunities under various programme.

SC/ST Budgeting

Tribal Area Sub-Plan (TASP)

The Scheduled Tribes constitutes 22.13% of the State's population, majority of whom reside in rural areas and depend on Agriculture for their livelihood. Their socio-economic backwardness is adversely impacting the pace of development of the State. Therefore, Government accord utmost priority for agricultural development in the Scheduled Areas State. Various interventions under different schemes are taken up for enhancing farm income suiting to the needs of these people with the objective of bringing them to the main stream of society through intensive development activities. Accordingly budgeting is done in almost all schemes so that the STs could benefit from those schemes exclusively without competing with other farmers for their entitlements.

Provision available in 2017-18 Budget

Sl. No	Resource Head	Budget Provision (in TRS)	Out of which flow to TASP (in TRS)	Percentage of TASP to total provision
1	STATE PLAN (including CSS)	33590945	7328936	21.82

Scheduled Caste Sub-Plan (SCSP):

The Scheduled Castes population constitutes 16.53% of the total population of the State. Majority of them are considered to be backward from socio-economic point of view and they are yet to reap the benefits of the developmental processes / programme. Most of them depend predominantly on agriculture for their livelihood. Therefore, Government has been laying special emphasis for extending the developmental assistance under agriculture sector to this section of the society. The objective is to bring all round development in the society by ensuring inclusive growth.

Provision available in 2017-18 Budget

Sl.No	Resource Head	Budget Provision (in TRS)	Out of which flow to SCSP (in TRS)	Percentage of SCSP to total provision
1	STATE PLAN (including CSS)	33590945	5325231	15.85

The scheme-wise flow of TASP and SCSP relating to year 2017-18 and their budget provision are specified below.

OUTLAYS FOR 2017-18 SHOWING SECTORAL FLOW (₹ in lakh)

Sl. No.	Head of Development / Scheme	SP/SS/ CA	Budget Provision for 2017-18			
			Normal	796-TSP	789-SCSP	Total
	STATE SECTOR SCHEME (SSS)					
	Directorate of Agr.(SSS)					
	CROP PRODUCTION MANAGEMENT					
1	2401-43008-Subsidy-**0713**-Input Management in Agr. (Input Subsidy on Seeds Fertilisers,Bio-fertilisers, insecticides, bio-pesticides etc.		3000.00	1150.00	850	**5000.00**
2	6401-Loans for crop Husbandry-**2979**-Corpus Fund for OSSC Ltd.-48390-Interest free loan for procurement		6000.00			**6000.00**
3	6401-Loans for crop Husbandry-**2981**-Corpus Fund for OAIC Ltd-48390-Interest free loan for procurement		3000.00			**3000.00**
4	6401-Loans for crop Husbandry-**3055**-Corpus Fund for OCDC Ltd.-48390-Interest free loan for procurement		1000.00			**1000.00**
5	6401-Loans for crop Husbandry-**2980**-Corpus Fund for OSCMF Ltd.-48390-Interest free loan for procurement		7500.00			**7500.00**
6	6401-Loans for crop Husbandry-**2981**-Corpus Fund for OAIC Ltd.-48390-Interest free loan for procurement		2500.00			**2500.00**
7	4401-1276-Share Capital for OAIC Ltd.					
8	2269-20002-Promotion of SRI		0.01			**0.01**
9	2609- Promotion of Improved Agronomic Package & Practices		600.00	230.00	170.00	**1000.00**
10	2608-20002- Promotion of Integrated farming		72.00	27.60	20.40	**120.00**
11	2610- 20002-Technology Mission on Sugarcane Development		138.79	53.20	39.32	**231.31**
12	2905-20002-Technology Mission on Oilseeds & Pulses		0.01			**0.01**
13	2906-20002-Technology Mission on Jute & Mesta		0.01			**0.01**
14	2605-43008-Management of Acid Soils		0.01			**0.01**
15	2877- 20002-Organic Farming		0.01		0.01	**0.02**
16	2880-20002-Operationalisation of Soil Testing & Control Labs.		0.01			**0.01**
17	2957-Promotion of need based plant protection		60.00	23.00	17.00	**100.00**
18	3150-20002-Management of Soil Health		60.00	23.00	17.00	**100.00**

Sl. No.	Head of Development / Scheme	SP/SS/ CA	Budget Provision for 2017-18			
			Normal	796-TSP	789-SCSP	Total
19	2607-Development of Agricultural farms		300.00	115.00	85.00	**500.00**
20	1376-20002-Strenghening/Infrastructure Dev. For Training Research Centre,Labs,Implements Factory etc.		0.01			**0.01**
21	4401-2611- 28009-Infrastructure Dev. Of Input Sale Centers		60.00	23.00	17.00	**100.00**
22	3151-190-Grant to State Fertiliser Procurement Agencies		300.00	115.00	85.00	**500.00**
23	3142-20002-Development of Agriculture in collaboration with International Institutions		1012.80	388.24	286.96	**1688.00**
24	3152-20002-Promotion of Integrated Farming in Tribal Areas		208.61	79.97	59.11	**347.69**
25	4401-0182-28009-Construction of Buildings		2436.00	933.80	690.20	**4060.00**
26	**3231-**Special Programme for Promotion of Millets in tribal areas **(New)**			1241.00		**1241.00**
	TOTAL:- CROP PRODUCTION MANAGEMENT		**28248.27**	**4402.81**	**2337.00**	**34988.08**
	CAPITAL INVESTMENT & FARM MECHANISATION					
27	**2879**-Establishment of Krushak Hata					
28	**2881**-20002-Estt. Of Agro Industrial Estate					
29	**2882**-20002-Dev.of Infra.for Post Harvest Mngt.		4042.80	1549.74	1145.46	**6738.00**
30	**2078**- 20002-Popularisation of Agriculture Impl.		15900.00	6095.00	4505.00	**26500.00**
31	**2270**-20002- Subsidy under State Agr. Policy		4964.35	1903.00	1406.57	**8273.92**
32	**3143**-20002-Support to Venture Capital for Agriculture Start up					
33	**3144**-20002-Support to Farmer Producers Organisation					
	TOTAL:- CAPITAL INVESTMENT & FARM MECHANISATION		**24907.15**	**9547.74**	**7057.03**	**41511.92**
	Training & Capacity Building					
34	**2086**-20002-Refresher Training for Extension Functionaries		30.00	11.50	8.50	50.00
35	**2883**-20002-Intensive Extension Campaign on Agriculture		210.00	80.50	59.50	350.00
36	**3174**-System Development					
37	**3145**-20002-Certification of Agriculture Programme		60.00	23.00	17.00	100.00
	TOTAL- TRAINING & CAPACITY BUILDING		**300.00**	**115.00**	**85.00**	**500.00**

Sl. No.	Head of Development / Scheme	SP/SS/ CA	Budget Provision for 2017-18			
			Normal	796-TSP	789-SCSP	Total
38	**2161**-78252 Jalanidhi (RIDF)		9618.00	3686.90	2725.10	**16030.00**
39	800-2606- Sustainable Harnessing of Ground Water		32400.00	12420.00	9180.00	**54000.00**
40	**2866-**42028-Biju Krushak Kalyan Yojana **(BKKY)**		5286.60	2026.53	1497.87	**8811.00**
41	**0708-**Informstion, Education & Communication**(IEC) (NEW)**		30.00	11.50	8.50	**50.00**
	Total Directorate of Agr.(SSS)		***100790.02***	***32210.48***	***22890.50***	***155891.00***
	Horticulture Development Programme					
42	2747-20002-Special Crop Specific Scheme-Floriculture		0.01			**0.01**
43	2748-20002-Special Crop Specific Scheme-Coconut		150.00	57.50	42.50	**250.00**
44	2749-20002-Special Crop Specific Scheme-Banana		0.01			**0.01**
45	2831-20002-Special Crop Specific Scheme-Betel vine		60.00	23.00	17.00	**100.00**
46	1751-20002-Hort. Programme in Non-Mission Districts		60.00	23.00	17.00	**100.00**
47	2185-20002(Other Charges)-Intercropping in Fruit Orchards		0.01			**0.01**
48	**1955**-43008-Input Management (Input Subsidy on seeds etc.)		90.00	34.50	25.50	**150.00**
49	1957-20002-Development of Potato, vegetables & Spices		360.00	138.00	102.00	**600.00**
50	2188-20002-Esta. / Revival of Block Level Nurseries		120.00	46.00	34.00	**200.00**
51	2186-Prod. & Dist. of Quality Planting Materials					
52	2183-20002- Strengthening School of Horticulture		300.00	115.00	85.00	**500.00**
53	0655-20002-Human Resource Development					
54	2958-Organic Farming-Hort.		0.03			**0.03**
	TOTAL - HORTICULTURE DEV. PROG.		**1140.06**	**437.00**	**323.00**	**1900.06**
55	3056-State Potato Mission		1200.00	460.00	340.00	**2000.00**
56	2907-20002-Horticulture Mission Plus etc.		600.00	230.00	170.00	**1000.00**
57	**1862-**State Incentive for Micro Irrigation **(New)**		597.00	228.85	169.15	**995.00**

Sl. No.	Head of Development / Scheme	SP/SS/ CA	Budget Provision for 2017-18			
			Normal	796-TSP	789-SCSP	Total
	Horticulture Marketing					
58	2401-1276-41584-Share Capital for Dhenkanal Fruit & Vegetable Marketing Company Ltd. etc.					
59	4401-1276-41584-Share Capital for Dhenkanal Fruit & Vegetable Marketing Company Ltd. etc.					
60	3146-20002-Setting up of a Company for marketing of Fruit & Vegetables					
61	3147-20002-Establishment of Floriculture Market		1000.00			**1000.00**
	TOTAL - HORTICULTURE MARKETING		**1000.00**			**1000.00**
	Total:- Horticulture (SSS)		***4537.06***	***1355.85***	***1002.15***	***6895.06***
	DSC (SSS)					
62	2878-78059-**IWMP**- Other operational cost		390.00	149.50	110.50	650.00
	TOTAL DSC (SSS)		**390.00**	**149.50**	**110.50**	**650.00**
	Grants to OUAT					
63	0033-41109-921- Grants to OUAT towards salary		659.58	252.84	186.88	**1099.30**
64	78280-908- Infrastructure Development of college of Veterinary Science & other colleges (277)		674.45	258.54	191.10	**1124.09**
65	0033-41107-918-Grants to OUAT towards Non-Salary		150.00	57.50	42.50	**250.00**
66	0033-41484-908-Estt. Of 2nd Agril. University					
	TOTAL- GRANTS TO OUAT		***1484.03***	***568.88***	***420.48***	***2473.39***
	TOTAL SSS		***107201.11***	***34284.71***	***24423.63***	***165909.45***
	CSS					
67	2163-RASTRIYA KRISHI VIKASH YOJANA **(RKVY)**	CA	25471.812	9764.196	7217.016	42453.024
		SS	16981.21	6509.46	4811.34	28302.02
		Total	**42453.02**	**16273.66**	**12028.36**	**70755.04**
68	2187-National Food Security Mission **(NFSM)**	CA	5238.69	2008.16	1484.30	**8731.15**
		SS	3492.46	1338.77	989.53	**5820.76**
		Total	**8731.15**	**3346.93**	**2473.83**	**14551.91**

Sl. No.	Head of Development / Scheme	SP/SS/ CA	Budget Provision for 2017-18			
			Normal	796-TSP	789-SCSP	Total
69	2960-National Mission on Oilseeds & Oil Palm **(NMOOP)**					
	i)Mini Mission-I of Oilseeds of NMOOP	CA	521.28	199.82	147.70	868.80
		SS	354.72	135.98	100.50	591.20
		Total	**876.00**	**335.80**	**248.20**	**1460.00**
	ii)Mini Mission-II-Dev. of Cultivation of Oil Palm	CA	360.00	138.00	102.00	600.00
		SS	240.00	92.00	68.00	400.00
		Total	**600.00**	**230.00**	**170.00**	**1000.00**
	iii)Mini Mission-III-Dev. of Cultivation of Oil Palm	Total				
	TOTAL- NMOOP		**1476.00**	**565.80**	**418.20**	**2460.00**
70	2927-20002-National Mission for Sustainable Agriculture **(NMSA)**					
	i)Soil Health Management (SHM) (Soil Health & Fertility)	CA	0.01			0.01
		SS	0.01			0.01
		Total	0.02			**0.02**
	ii) Soil Health Card of NMSA	CA	393.13	150.70	111.39	655.22
		SS	262.09	100.46	74.26	436.81
		Total	**655.22**	**251.16**	**185.65**	**1092.03**
	iii) On farm water management (OFWM)-Additional coverage under drip and spinkler irrigation	CA	900.00	345.00	255.00	1500.00
		SS	600.00	230.00	170.00	1000.00
		Total	**1500.00**	**575.00**	**425.00**	**2500.00**
	iv) RAD & CCNA of NMSA	CA	1260.00	483.00	357.00	2100.00
		SS	840.00	322.00	238.00	1400.00
		Total	**2100.00**	**805.00**	**595.00**	**3500.00**
	TOTAL- NMSA		**4255.24**	**1631.16**	**1205.65**	**7092.05**
71	2926-20002-National Mission on Agriculture Extension & Tech. **(NMAET)**					
	i)**2926- 78525**-Sub Mission of Agriculture Extension **(SAME)**	CA	3096.00	1186.80	877.20	5160.00
		SS	2064.00	791.20	584.80	3440.00
		Total	**5160.00**	**1978.00**	**1462.00**	**8600.00**
	ii) **2926**- 20002-Other charges **(SMAM)**	CA	3900.876	1399.506	1034.418	6334.8
		SS	2600.58	933.00	689.61	4223.20
		Total	**6501.46**	**2332.51**	**1724.03**	**10558.00**
	TOTAL- NMAET		**11661.46**	**4310.51**	**3186.03**	**19158.00**

Sl. No.	Head of Development / Scheme	SP/SS/ CA	Budget Provision for 2017-18			
			Normal	796-TSP	789-SCSP	Total
72	**1642**-National Horticulture Mission **(NHM)**					
	i) National Horticulture Mission	CA	3654.00	1401.00	1035.00	**6090.00**
		SS	2436.00	934.00	690.00	**4060.00**
		Total	**6090.00**	**2335.00**	**1725.00**	**10150.00**
	ii) Coconut Development Board					
	a)108-Estt. Of Regional Coconut Nursery		14.40	5.52	4.08	**24.00**
	b)Integrated Farming in Coconut Holding for Prod. Impro		18.00	6.90	5.10	**30.00**
	TOTAL - NHM		**6122.40**	**2347.42**	**1734.18**	**10204.00**
73	2402-**2431** - **IWMP**	CA	5587.20	2141.76	1583.04	9312.00
		SS	3724.80	1427.84	1055.36	6208.00
		Total	**9312.00**	**3569.60**	**2638.40**	**15520.00**
74	2402-**2959**-World Bank assisted **Neeranchal Project**	CA	1435.68	550.344	406.776	2392.80
		SS	957.12	366.896	271.184	1595.20
		Total	**2392.80**	**917.24**	**677.96**	**3988.00**
75	**3148**-Paramparagat Krishi Vikash Yojana **(PKVY)**	CA	412.56	158.148	116.892	**687.60**
		SS	275.04	105.432	77.928	**458.40**
		Total	**687.60**	**263.58**	**194.82**	**1146.00**
76	**3064**-Pradhan Mantri Krishi Sinchai Yojana **(PMKSY)**	CA	9000.00	3450.00	2550.00	15000.00
		SS	6000.00	2300.00	1700.00	10000.00
		Total	**15000.00**	**5750.00**	**4250.00**	**25000.00**
77	2402-3149-Accessible India Campaign **(Sugamya Bharat Abhiyan)**	CA	36.00	13.80	10.20	60.00
		SS	24.00	9.20	6.80	40.00
		Total	**60.00**	**23.00**	**17.00**	**100.00**
78	**3232-**Global Environmental Facility Project**(GEF)(NEW)**	CA	9.00	3.45	2.55	15.00
		SS	6.00	2.30	1.70	10.00
		Total	**15.00**	**5.75**	**4.25**	**25.00**
	TOTAL CSS		***102166.67***	***39004.65***	***28828.68***	***170000.00***
	GRAND TOTAL		**209367.78**	**73289.36**	**53252.31**	***335909.45***

ପବିତ୍ର ଅକ୍ଷୟ ତୃତୀୟା ଉପଲକ୍ଷେ
ରାଜ୍ୟସ୍ତରୀୟ କୃଷକ ଦିବସ-୨୦୧୮
ପାଳନ ଅବସରରେ ମାନ୍ୟବର ମୁଖ୍ୟମନ୍ତ୍ରୀଙ୍କ କରକମଳରେ
ଜିଲ୍ଲାର ବିଭିନ୍ନ ପ୍ରକଳ୍ପର ଶିଳାନ୍ୟାସ ଓ ଉଦ୍‌ଘାଟନ

I&PR

STATE LEVEL ORIENTATION WORKSHOP-CUM-KHARIF
VENUE : M. S. SWAMINATHAN HALL, (OUAT, BHUBANESWA
DATE : 09.04.2018 AND 10.04.2018
ORGANISED BY : DEPARTMENT OF AGRIL. AND FARMERS' EMPOWERMENT

ORGANISED BY :

PRESS

ORGANISED BY : DEPART

Agriculture Information Wing
Bhubaneswar, May - 2018 - 300